



شبكة المعلومات الجامعية

بِسْمِ اللَّهِ الرَّحْمَنِ الرَّحِيمِ





شبكة المعلومات الجامعية



شبكة المعلومات الجامعية

التوثيق الالكتروني والميكروفيلم



شبكة المعلومات الجامعية

جامعة عين شمس

التوثيق الالكتروني والميكروفيلم

قسم

نقسم بالله العظيم أن المادة التي تم توثيقها وتسجيلها
علي هذه الأفلام قد اعدت دون أية تغيرات



يجب أن

تحفظ هذه الأفلام بعيداً عن الغبار

في درجة حرارة من 15 – 20 مئوية ورطوبة نسبية من 20-40 %

To be kept away from dust in dry cool place of
15 – 25c and relative humidity 20-40 %



شبكة المعلومات الجامعية



بعض الوثائق الأصلية تالفة



شبكة المعلومات الجامعية



بالرسالة صفحات

لم ترد بالأصل



Mansoura University
Faculty of Agriculture
Agric. Chemistry Department

BIOCHEMICAL STUDIES ON THE METABOLISM OF SOME NUTRIENTS

By

MOHAMED GAD EL-HAK AHMED KASSEM
B. Sc. (Biochemistry), Cairo University, 1973
M. Sc. (Agricultural chemistry), Mansoura University, 1987

THESIS

Submitted in Partial Fulfillment of
the Requirements for the Degree of
Doctor of Philosophy

In

Agricultural Sciences
(AGRICULTURAL BIOCHEMISTRY)

SUPERVISORS

Prof. Dr.
RAMADAN AHMED HASSAN
Prof. of Agric. Biochemistry
Faculty of Agriculture
Mansoura University

Prof. Dr.
SAFAA MOHAMED ALI HASSAN
Prof. of Agric. Biochemistry
Faculty of Agriculture
Mansoura University

Prof. Dr.
HASSAN BARAKAT HAMED
Prof. of Agric. Biochemistry
Faculty of Agriculture
Mansoura University

1996

B

1-199

Mansoura University
Faculty of Agriculture
Agric. Chemistry Department


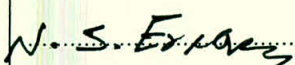
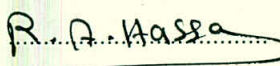
APPROVAL SHEET

Title of Thesis : BIOCHEMICAL STUDIES ON THE METABOLISM OF SOME
NUTRIENTS

The Researcher : Mohamed Gad El-Hak Ahmed Kassem

Degree : Doctor of Philosophy

This thesis has been approved by :

Name	Profession	Signature
Dr. Hasan M. Salem	Prof. of Agric. Biochemistry, Fac. of Agric., Cairo Univ.	
Dr. Nazmy S. Erian	prof. of Agric. Biochemistry, Fac. of Agric., Mansoura Univ.	
Dr. Ramadan A. Hassan	Prof. of Agric. Biochemistry, Fac. of Agric., Mansoura Univ.	

Committee in charge

Date / / 1996

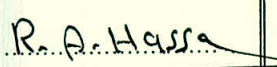


Mansoura University
Faculty of Agriculture
Agric. Chemistry Department

SUPERVISION

Title of Thesis : BIOCHEMICAL STUDIES ON THE METABOLISM OF SOME
NUTRIENTS

The Researcher : Mohamed Gad El-Hak Ahmed Kassem

This Thesis Supervised By :

Name	Profession	Signature
Dr. Ramadan A. Hassan	Prof. of Agric. Biochemistry, Fac. of Agric., Mansoura Univ.	
Dr. Safaa M.A. Hassan	Prof. of Agric. Biochemistry, Fac. of Agric., Mansoura Univ.	
Dr. Hassan B. Hamed	Prof. of Agric. Biochemistry, Fac. of Agric., Mansoura Univ.	

ACKNOWLEDGMENT

The author wishes to express his profound gratitude and deep thanks to ALLAH.

Sincere thanks are also expressed to Prof. Dr. Ramadan Ahmed Hassan, Professor of Biochemistry, Faculty of Agriculture, Mansoura University, for his supervision, valuable guidance, continuous advice, encouragement, solving the problems that rose during the preparation of this work and in writing the thesis.

Special thanks are due to Prof. Dr. Safa, M.A. Hassan, Professor of Biochemistry, Faculty of Agriculture, Mansoura University, for her supervision, continuous help, scientific guidance and in writing the thesis.

I would like to express my sincere thanks to Prof. Dr. Hassan B. Hamed Professor of Biochemistry, Faculty of Agriculture, Mansoura University, for his supervision, suggesting the point and helpful discussion during this investigation.

CONTENTS

	Page
INTRODUCTION	1
REVIEW OF LITERATURE	4
1. Ingredients Composition	4
1.1. Ash content	4
1.2. Crude protein	5
1.3. Crude fiber and lipid content	5
1.4. Mineral content	6
2. Calcium Effects	7
2.1. On performance	7
2.2. On tibia bone	9
2.3. On plasma parameters	10
3. Phosphorus Effects	12
3.1. On performance	12
3.2. On tibia bone	14
3.3. On plasma parameters	16
4. Zinc Effects	17
4.1. On performance	17
4.2. On tibia bone	19
4.3. On plasma parameters	20
4.4. On liver minerals	21
5. Copper Effects	22
5.1. On performance	22
5.2. On tibia bone	23
5.3. On plasma parameters	23
5.4. On liver minerals	24

	Page
MATERIAL AND METHODS	26
1. Source of samples	26
1.1. Calcium sources	26
1.2. Phosphorus sources	27
1.3. Zinc sources	27
1.4. Copper sources	27
1.5. Ingredients of experimental diets	27
2. Preparation of Samples	27
3. General Chemical Analysis of Samples	28
3.1. Moisture	28
3.2. Ash content	28
3.3. Minerals content	28
3.4. Crude fiber	28
3.5. Petroleum ether extract	28
3.6. Crude protein content	29
4. Amino Acid Analysis	29
4.1. Amino acid derivatization	29
4.2. HPLC of amino acids.	30
5. Experimental Birds	30
6. Experimental Diets	31
7. Experimental Design	31
8. Management and Allocation of Experimental Birds	32
9. Collection of the Experimental Data	32
9.1. Average live body weight	32
9.2. Average live weight gain	33
9.3. Feed intake	33
9.4. Feed conversion	33

	Page
10. Determination of Plasma Total Protein	34
11. Determination of Plasma Cholesterol	34
12. Determination of Plasma GPT Activity	35
13. Determination of Plasma GOT Activity	36
14. Determination of Plasma minerals	36
15. Determination of Tibia Bone Composition	37
15.1. Tibia ash	37
15.2. Tibia minerals	37
16. Determination of Liver Minerals Content	38
 RESULTS AND DISCUSSION	 39
 SUMMARY	 157
 REFERENCES	 164
 ARABIC SUMMARY	

List of Tables

No.	Title	Page
1	The basal diet composition that used for the first 21 days	41
2	General chemical analysis of investigated ingredients and basal diet	43
3	Amino acids content of investigated ingredients and basal diet	46
4	Mineral content of ingredients and basal diet	54
5	Effect of dietary calcium levels and sources on FI, BWG and FCR	59
6	Effect of dietary phosphorus levels and sources on FI, BWG and FCR	64
7	Effect of dietary zinc levels and sources on FI, BWG and FCR	70
8	Effect of dietary copper levels and sources on FI, BWG and FCR	74
9	Effect of dietary calcium levels and sources on tibia bone, ash and minerals	80
10	Effect of dietary phosphorus levels and sources on tibia bone, ash and minerals	86
11	Effect of dietary zinc levels and sources on tibia bone, ash and minerals	90
12	Effect of dietary copper levels and sources on tibia bone, ash and minerals	95

No.	Title	Page
13	Effect of dietary calcium levels and sources on some plasma parameters	103
14	Effect of dietary phosphorus levels and sources on some plasma parameters	107
15	Effect of dietary zinc levels and sources on some plasma parameters	112
16	Effect of dietary copper levels and sources on some plasma parameters	117
17	Effect of dietary calcium levels and sources on some plasma minerals	122
18	Effect of dietary phosphorus levels and sources on some plasma minerals	131
19	Effect of dietary zinc levels and sources on some plasma minerals	138
20	Effect of dietary copper levels and sources on some plasma minerals	144
21	Effect of dietary calcium and phosphorus on liver content of zinc and copper	152
22	Effect of dietary zinc and copper on liver content of zinc and copper	154

List of Figures

No.	Title	Page
1	Design of the Experiment	40
2	HPLC identification of amino acids in basal diet	47
3	HPLC identification of amino acids in corn gluten meal	48
4	HPLC identification of amino acids in fish meal	49
5	HPLC identification of amino acids in yellow corn	50
6	HPLC identification of amino acids in soybean meal	51
7	Effect of dietary calcium levels and sources on FI	60
8	Effect of dietary calcium levels and sources on BWG	61
9	Effect of dietary calcium levels and sources on FCR	62
10	Effect of dietary phosphorus levels and sources on FI	65
11	Effect of dietary phosphorus levels and sources on BWG	66
12	Effect of dietary phosphorus levels and sources on FCR	67
13	Effect of dietary zinc levels and sources on FI	71
14	Effect of dietary zinc levels and sources on BWG	72
15	Effect of dietary copper levels and sources on FI	75
16	Effect of dietary copper levels and sources on BWG	76
17	Effect of dietary copper levels and sources on FCR	77