



شبكة المعلومات الجامعية

شبكة المعلومات الجامعية  
جامعة عين شمس  
@ ASUNET





شبكة المعلومات الجامعية



شبكة المعلومات الجامعية

التوثيق الالكتروني والميكروفيلم




شبكة المعلومات الجامعية

# جامعة عين شمس

التوثيق الالكتروني والميكرو فيلم

## قسم

نقسم بالله العظيم أن المادة التي تم توثيقها وتسجيلها  
على هذه الأفلام قد اعدت دون أية تغيرات



## يجب أن

تحفظ هذه الأفلام بعيداً عن الغبار

في درجة حرارة من 15 – 20 مئوية ورطوبة نسبية من 20-40 %

To be kept away from dust in dry cool place of  
15 – 25c and relative humidity 20-40 %



شبكة المعلومات الجامعية



بعض الوثائق

الأصلية تالفة



شبكة المعلومات الجامعية



بالرسالة صفحات

لم ترد بالأصل

**Assessment Of Plasma Selenium Level,  
Glutathione Peroxidase Enzymatic Activity  
And Thyroid Functions In Patients With  
Phenylketonuria**

**Thesis**

Submitted for Partial Fulfillment of MD Degree in Pediatrics

**By**


**Sahar Mohamed Kadry El Shandawely**  
M. B. B.CH , MS in Pediatrics  
Faculty of Medicine - Cairo University



**Supervised by**


**Professor Dr. Rabah M. Shawky**  
Professor of Pediatrics & Genetics  
Head of Pediatric Department  
Faculty of Medicine – Ain Shams University

**Assistant Professor Dr. Eman A. Zaky**  
Assistant Professor of Pediatrics  
Faculty of Medicine – Ain Shams University




**DR. Amr S. Moustafa**  
Lecturer of Biochemistry  
Faculty of Medicine – Ain Shams University

**Faculty of Medicine  
Ain Shams University  
2002**



B  
٧٣٨١



*To My Parents,  
My Husband  
And My Kids; Abdel-Rahman and Habiba.*

*And A Special Dedication To  
The Good Memory Of  
Prof. Dr. Nemat Hashim,  
My Mentor In Genetics.*





## **Acknowledgement**

I would like to express my sincere gratitude to **Prof. Dr. Rabah Shawky**, Professor of Pediatrics and Genetics and Head of Pediatric Department, Ain Shams University, for the great help and guidance, the kind support, the continuous encouragement and the valuable time she gave me. Without all these, the work was impossible to be achieved.

Words are never enough to express my extreme indebtedness for the tremendous effort and the valuable guidance of **Dr. Eman Zaky**, Assistant Prof. Of Pediatrics, Ain Shams University.

I deeply appreciate the faithful help, the effective guidance and the great support of **Dr. Amr Moustafa**, Lecturer of Biochemistry, Ain Shams University.



# Contents

Introduction and Aim of Work.....	1
Review of Literature.	
Chapter 1: Phenylketonuria.....	3
Chapter 2: Free Radicals and Antioxidants.....	83
Chapter 3: Selenium .....	120
Chapter 4: Thyroid Functions and PKU.....	131
Subjects and Methods.....	138
Results.....	160
Discussion.....	257
Summary and conclusion.....	273
Recommendations.....	278
References.....	280
Arabic Summary	



## List Of Tables

Table (1): Forms of Hyperphenylalaninemia compared to normal individuals.....	11
Table (2): Classes of Mutations Observed in The PAH Gene.....	23
Table (3): Follow up Testing in Response to the Initial Results of Newborn Phenylketonuria Screening .....	52
Table (4): Recommended Daily Amounts of Phenylalanine, Protein and Calories for Infants wit Phenylketonuria .....	69
Table (5): The Antioxidants in the Biological System .....	107
Table (6): Range, median and mean values of parametric clinical data of studied cases with PKU (n = 18).....	160
Table (7): Classification of Mental Retardation of included cases (n - 18) according to DSM IV, 1994. ....	161
Table (8): Range, median and mean values of parametric investigational data of studied cases with PKU.....	165
Table (9): Range, median and mean values of studied parametric clinical data of enrolled controls.....	166
Table (10): Range, median and mean values of investigational parametric variables of studied controls.....	167
Table (11): Statistical comparison between studied cases with PKU and controls as regards non parametric clinical variables ( sex, +ve F.H. and +ve consanguinity).....	175
Table (12): Statistical comparison between studied cases with PKU and controls as regards age at time of study conduction and anthropometric measurements (Wt, Ht and HC).....	176

Table (13): Statistical comparison between studied cases with PKU and controls as regards SD and SDS of studied anthropometric measurements (Wt, Ht and HC).....	177
Table (14): Statistical comparison between studied cases with PKU and controls as regards parametric lab.variables (GPX, Se, TSH, T4, and T3 levels).....	178
Table (15): Statistical comparison between studied cases with PKU diagnosed at age $\leq 2$ years and those diagnosed at age $> 2$ years as regards to parametric clinical data (age, Wt, Wt SD, Wt SDS, HT, Ht SD, Ht SDS, HC, HC SD and HC SDS).....	179
Table (16): Statistical comparison between studied cases with PKU diagnosed at age $\leq 2$ years and those diagnosed at age $> 2$ years as regards parametric lab.variables (GPX, Se, TSH, T4, and T3 levels)...	180
Table (17): Statistical comparison between studied cases with PKU diagnosed at age $\leq 2$ years and controls as regards parametric clinical and investigational data.....	181
Table (18): Statistical comparison between studied cases with PKU diagnosed at age $> 2$ years and controls as regards parametric clinical and investigational data.....	182
Table (19): Statistical comparison between studied cases with PKU maintained on RDT and those with IDT as regards parametric clinical variables (age, Wt, Wt SD, Wt SDS, Ht, Ht SD, Ht SDS, HC, HC SD and HC SDS).....	183
Table (20): Statistical comparison between studied cases with PKU maintained on RDT and those on IDT as regards parametric lab. variables (GPX, Se, TSH, T4, and T3 levels).....	184