


بِسْمِ اللَّهِ الرَّحْمَنِ الرَّحِيمِ





شبكة المعلومات الجامعية التوثيق الالكتروني والميكروفيلم



جامعة عين شمس

التوثيق الإلكتروني والميكروفيلم


قسم

نقسم بالله العظيم أن المادة التي تم توثيقها وتسجيلها
علي هذه الأقراص المدمجة قد أعدت دون أية تغييرات




يجب أن

تحفظ هذه الأقراص المدمجة بعيدا عن الغبار






بالرسالة صفحات لم ترد بالأصل





بعض الوثائق الأصلية تالفة



Spinal Versus Epidural Blockade In Children

By

Ashraf Abdel Star El-Bosaty
M.B.B.Ch.



Essay

Submitted In Partial Fulfillment For The Requirements of
M.Sc Degree In Anaesthesiology

Supervisors

Prof. Dr.

Bahera Mohamed Tawfek

Professor of Anaesthesiology
Faculty of Medicine, Ain Shams University


617-96083
A-A.

68892

Dr.

Gehan Foad Kamel

Assistant Professor of Anaesthesiology
Faculty of Medicine, Ain Shams University




Dr.

Shereen Kamal Kodera

Lecturer of Anaesthesiology
Faculty of Medicine, Ain Shams University

Faculty of Medicine,
Ain Shams University

2002




بِسْمِ اللَّهِ الرَّحْمَنِ الرَّحِيمِ

﴿ رَبِّ أَوْزِعْنِي أَنْ أَشْكُرَ نِعْمَتَكَ الَّتِي
أَنْعَمْتَ عَلَيَّ وَعَلَىٰ وَالِدَيَّ وَأَنْ أَعْمَلَ
صَالِحًا تَرْضَاهُ وَأَدْخِلْنِي بِرَحْمَتِكَ فِي
عِبَادِكَ الصَّالِحِينَ ﴾

صدق الله العظيم

سورة النمل / الآية ١٩




Acknowledgement

First of all, I thank **Allah** for helping me complete this work.

I would like to express my deepest appreciation and respect to **Prof. Dr. Bahera Tawfek**; professor of Anaesthesiology-Faculty of Medicine-Ain Shams University; for her kind valuable supervision and faithful review of this work.

Great thanks to **Dr. Gehan Foad**; Assistant Professor of Anaesthesiology-Faculty of Medicine –AinShams University; for her continuous encouragement and assistance.

I owe **Dr. Shereen Kodera**; Lecturer of Anaesthesiology-Faculty of Medicine AinShams University; my profound appreciation for her efforts and generous assistance. Words can never be able to express my gratitude for her support and guidance, without which this work would have never been completed.



Contents

INTRODUCTION AND AIM OF *Study*

Chapter 1:

- Pharmacological considerations in Paediatrics.

Chapter 2:

- Physiological considerations in paediatrics.

Chapter 3:

- Anatomical considerations in paediatrics.

Chapter 4: Subarachnoid blockade

- Indications
- Contraindications
- Advantages
- Disadvantages
- Complications
- Technique.

Chapter 5: Epidural analgesia

- Indications
- Contraindications
- Advantages
- Disadvantages
- Complications
- Technique


Chapter 6: Caudal blockade

- Indications
- Contraindications
- Advantages
- Disadvantages
- Complications
- Technique

* SUMMARY

* REFERENCES

* ARABIC SUMMARY



List of Figures

3-1	Structure of typical vertebra.
3-2	The spinal canal
1-3	Arterial and venous supply of the spinal cord
3-4	Anatomy of epidural space
4-1	Spinal needles
4-2	Sitting position in an infant for spinal anaesthesia
4-3	Lumbar spinal anaesthesia. Midline approach
4-4	Lumbar spinal anaesthesia paramedian approach
5-1	Epidural needles
5-2	Positions suitable for lumbar epidural approaches
5-3	Distance from skin surface to thoracic epidural space
5-4	Epidural blocks
5-5	Puncture technique via the midline insertion route for lumbar epidural anaesthesia.
5-6	Puncture technique via the paramedian route for lumbar epidural anaesthesia
5-7	Placement of epidural catheter
5-8	Relation between volume of local anesthetic and height of the block according to patient's age and weight.
6-1	Selection of devices for caudal block.
6-2	Single shot caudal block.

