


بِسْمِ اللّٰهِ الرَّحْمٰنِ الرَّحِیْمِ





شبكة المعلومات الجامعية التوثيق الالكتروني والميكروفيلم



جامعة عين شمس

التوثيق الإلكتروني والميكروفيلم


قسم

نقسم بالله العظيم أن المادة التي تم توثيقها وتسجيلها
علي هذه الأقراص المدمجة قد أعدت دون أية تغييرات




يجب أن

تحفظ هذه الأقراص المدمجة بعيدا عن الغبار






بعض الوثائق الأصلية تالفة





بالرسالة صفحات لم ترد بالأصل



**Expression Of The Apoptosis Inhibitor
"Bcl-2" In Sputum Eosinophils From
Children With Acute Asthma**

Thesis

*Submitted for the partial fulfillment of
the Master Degree in Pediatrics*

Presented by

Dr. Zeinab Mohammed El-Gabbas

MB, Bch 1997 - Ain Shams University

Supervised by

Prof. Dr. Yehia Mohmed El-Gamal

*Professor of Pediatrics and Founder of the Pediatric
Allergy and Immunology Unit
Faculty of Medicine - Ain Shams University*

Dr. Nahla Mostafa Heshmat

*Assistant Professor of Pediatrics
Faculty of Medicine - Ain Shams University*


Dr. Manal Zaghloul Mahran

*Assistant Professor of Clinical Pathology
Faculty of Medicine - Ain Shams University*


**Faculty of Medicine
Ain Shams University**

2002

نزهة مصطفى
ع.ع. / ع.ع.


نزهة مصطفى
ع.ع. / ع.ع.


618.92238
Z. M



87555.512
M. . 12

بِسْمِ اللَّهِ الرَّحْمَنِ الرَّحِيمِ

﴿وَعَلَّمَكَ مَا لَمْ تَكُن

تَعْلَمُ وَكَانَ فَضْلُ اللَّهِ

عَلَيْكَ عَظِيمًا﴾

صدق الله العظيم

النساء آية "١١٣"



Acknowledgment

At first and foremost thanks to "Allah" who gave me the power to finish this work.

*I find no words by which I can express my deepest thanks and profound respect to my honored professor, **Professor Dr. Yehia Mohamed El-Gamal**, Professor of Pediatrics and Founder of the Pediatric Allergy and Immunology Unit, Ain Shams University for giving me the honour to work under his meticulous supervision and for providing me with a lot of encouragement and support throughout this whole work.*

*No words can describe the effort and help of **Dr. Nahla Mostafa Heshmat**, Assistant professor of Pediatrics, Faculty of Medicine, Ain Shams University, for her great support, valuable time, careful supervision and continuous advices which helped me to overcome many difficulties.*

*I am also deeply grateful and would like to express my sincere thanks and gratitude to **Dr. Manal Zaghloul Mahran**, Assistant Professor of Clinical Pathology, Faculty of Medicine, Ain Shams University, for her great help and continuous contributions in the practical part of this work.*

I sincerely acknowledge the help and encouragement from all my staff members in the pediatric department, for the great support and help offered throughout this study. To my family, my colleagues and to everyone who participated in a way or another in this work, I owe my thanks and appreciation.

Last but not least, I would like to express my endless gratitude to my dear patients and their parents for their kind cooperation in accomplishing my thesis, wishing them a good health.



List of Contents

	<i>Page</i>
List of abbreviations	I
List of figures	III
List of tables	VI
Introduction and Aim of the Work	1
Review of Literature	3
Bronchial Asthma	3
- Definition	3
- Prevalence	3
- Epidemiology	4
- Pathogenesis	4
- Diagnosis	11
- Differential diagnosis	12
- Management	13
Apoptosis	28
- Definition	28
- Morphology	29
- Genetic regulation	35
- Apoptosis in pathological conditions	36
The Bcl-2 Gene Family and Apoptosis	39
- Discovery	39
- Bcl-2 family proteins	41
- Bcl-2 family and apoptosis	45
Role of eosinophils in Bronchial Asthma	48
Eosinophils and Lymphocytes Apoptosis in Bronchial Asthma	51
Subjects and Methods	59
Results	71
Discussion	103
Summary and Conclusion	115
Recommendations	118
References	120
Appendix	--
Arabic Summary	--



List of Abbreviations

β -TG	:	β thromboglobulin
Ab	:	Antibody
ABC	:	Avidin- biotin complex.
AIDS	:	Acquired immune deficiency syndrome
APC	:	Antigen presenting cells
ATP	:	Adenosine triphosphate
BCL-2	:	B cell lymphoma-leukemia-2
Bl.Eos	:	Blood eosinophils
cAMP	:	Cyclic adenosine monophosphate
CD ₄	:	Cluster of differentiation antigen no. 4
CED	:	Cell death abnormal gene
DAB	:	Diaminobenzidin.
DNA	:	Deoxyribonucleic acid
DPI	:	Dry powder inhaler
E	:	Eosinophils
ECP	:	Eosinophil cationic protein
EDN	:	Eosinophil derived neurotoxin
EDTA	:	Ethylene diamine tetra acetic acid.
ELISA	:	Enzyme linked immunosorbant assay.
Eos	:	Eosinophil
EPR 2	:	Expert panel report 2
EVEA	:	Eosinophil viability enhancing activity
FEV ₁	:	Forced expiratory volume in one second
FVC	:	Forced volume capacity
GM-CSF	:	Granulocyte-macrophage colony-stimulating factor
HRP	:	Horse raddish peroxidase
IgE	:	Immunoglobulin E
IgH	:	Immunoglobulin heavy chain locus
IHC	:	Immunohistochemical.
IL-3	:	Interleukin-3
IL-5	:	Interleukin-5
INF- γ	:	Interferon gamma

LPR	:	Late phase response
LTB ₄	:	Leukotriene B ₄
LTC ₄	:	Leukotriene C ₄
M	:	Macrophage
MBP	:	Major basic protein
MC	:	Mast cell
mcg	:	microgram
MDI	:	Metered dose inhaler
mEq/L	:	Milli-equivalent per liter
mm	:	Millimeter
mmHg	:	Millimeter mercury
mRNA	:	Messenger ribonucleic acid
N	:	Neutrophils
NGF	:	Nerve growth factor
NIH	:	National Institutes of Health
PaCO ₂	:	Partial pressure of carbon dioxide
PAF	:	Platelet activity factor
PaO ₂	:	Partial pressure of oxygen
PCNA	:	Proliferating cell nuclear antigen
PDE	:	Phosphodiesterase
PEF	:	Peak expiratory flow rate
PEFR	:	Peak expiratory flow rate
PF ₄	:	Platelet factor 4
PGD ₂	:	Prostaglandin D ₂
prn	:	Pro re nata (when required)
qid	:	Four times a day
Sp.Eos	:	Sputum eosinophils
TGF	:	Transforming growth factor
TH	:	T helper cell
tid	:	Three times a day
TNF	:	Tumor necrosis factor
TS	:	T suppressor cell
VDAC	:	Voltage dependent anion channel