


# بِسْمِ اللّٰهِ الرَّحْمٰنِ الرَّحِیْمِ





# شبكة المعلومات الجامعية التوثيق الالكتروني والميكروفيلم



# جامعة عين شمس

التوثيق الإلكتروني والميكروفيلم


## قسم

نقسم بالله العظيم أن المادة التي تم توثيقها وتسجيلها  
علي هذه الأقراص المدمجة قد أعدت دون أية تغييرات



## يجب أن

تحفظ هذه الأقراص المدمجة بعيدا عن الغبار





Cairo University

# **SPINEL FERRITES AS NANO-ADSORBENTS OF HEAVY METAL CATIONS FROM WASTEWATER EFFLUENTS IN CHEMICAL PROCESS INDUSTRIES**

By

**Salem Mohammed Maher Salem Gaballah**

A Thesis Submitted to the  
Faculty of Engineering at Cairo University  
in Partial Fulfillment of the  
Requirements for the Degree of  
**Interdisciplinary-Master of Science**  
**in**  
**Advanced materials and Nano-materials**

FACULTY OF ENGINEERING, CAIRO UNIVERSITY  
GIZA, EGYPT  
2022

**SPINEL FERRITES AS NANO-ADSORBENTS OF  
HEAVY METAL CATIONS FROM WASTEWATER  
EFFLUENTS IN CHEMICAL PROCESS INDUSTRIES**


By

**Salem Mohammed Maher Salem Gaballah**

A Thesis Submitted to the  
Faculty of Engineering at Cairo University  
in Partial Fulfillment of the  
Requirements for the Degree of  
**Interdisciplinary-Master of Science**  
in  
**Advanced materials and Nano-materials**

Under the Supervision of

**Prof. Dr. Mai Mohammed Fouad**



Professor of chemical engineering  
Chemical engineering department  
Faculty of Engineering, Cairo University

**Dr. Aliaa Abdelfatah Mohammed**



Lecturer of metallurgy  
Mining, petroleum, and metallurgical  
engineering department  
Faculty of Engineering, Cairo University

FACULTY OF ENGINEERING, CAIRO UNIVERSITY  
GIZA, EGYPT  
2022

# SPINEL FERRITES AS NANO-ADSORBENTS OF HEAVY METAL CATIONS FROM WASTEWATER EFFLUENTS IN CHEMICAL PROCESS INDUSTRIES

By

**Salem Mohammed Maher Salem Gaballah**

A Thesis Submitted to the  
Faculty of Engineering at Cairo University  
in Partial Fulfillment of the  
Requirements for the Degree of

**Interdisciplinary-Master of Science  
in  
Advanced materials and Nano-materials**

Approved by the  
Examining Committee



**Prof. Dr. Mai Mohammed Fouad,**

Thesis Main Advisor\*\*

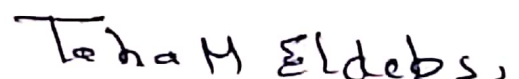
**Prof. Dr. Prof. Dr. Magdi Fouad Abadeen**



Internal Examiner\*\*

**Prof. Dr. Taha Mohammed Abdallah,**  
(Vice Dean, Faculty of Science- Cairo University)

External Examiner\*\*



FACULTY OF ENGINEERING, CAIRO UNIVERSITY  
GIZA, EGYPT  
2022

## Disclaimer

I hereby declare that this thesis is my own original work and that no part of it has been submitted for a degree qualification at any other university or institute.

I further declare that I have appropriately acknowledged all sources used and have cited them in the references section.

Name: Salem Mohammed Maher Salem Gaballah

Date: .././...

Signature:

## **Acknowledgement**

First, ultimate thanks to ALLAH, the most beneficent and merciful.

Second, so many people have contributed in different ways towards the achievement of this work and I feel truly indebted to them all.

I never would have been able to finish my dissertation without the continued support of my dear supervisors ***Prof. Dr. Mai Mohammed Fouad***, and ***Dr. Aliaa Abdelfatah Mohammed***. I would like to express my sincere appreciation and gratitude to them for their support all through the whole work from suggesting the point to the fruitful and valuable guidance. Their follow up of work progress and discussion of the results were indispensable. I owe them more than words can express and really I have been greatly honored by their supervision.

I would like also to express my grateful acknowledgement to ***Prof. Dr. Randa Abdel-Kareem***, *Vice dean, faculty of engineering, Cairo University*; for her encouragement, help, and sincere support.

**Salem Mohammed Maher Salem Gaballah**



## TABLE OF CONTENTS

List of tables.....	ix
List of figures.....	x
List of abbreviations and symbols.....	xiv
Abstract.....	xv
<b>CHAPTER I: INTRODUCTION .....</b>	<b>1</b>
1.1. Industrial wastewater .....	1
1.2. Common pollutants in industrial wastewater.....	1
1.3. Heavy metal cations in industrial wastewater.....	1
1.4. Wastewater treatment techniques .....	2
1.5. Nanotechnology for heavy metal cation removal .....	2
1.6. Problem statement.....	3
1.7. Research objectives.....	3
1.8. Scope of the work .....	4
<b>CHAPTER II :THEORETICAL BACKGROUND and LITERATURE SURVEY .....</b>	<b>5</b>
2.1. Conventional heavy metal removal techniques from wastewater.....	5
2.2. Adsorbents used for removal of heavy metal cations from wastewater .....	7
2.2.1. Carbon based nano-adsorbents.....	8
2.2.2. Zeolite nano-adsorbents .....	9
2.2.3. Polymer based nano-adsorbents .....	9
2.2.3.1. Cellulose based nano-adsorbents.....	9
2.2.3.2. Dendrimer based nano-adsorbents.....	9
2.2.3.3. Chitosan based nano-adsorbents.....	10
2.2.4. Metal and metal oxide nano-adsorbents.....	10
2.2.5. Silica based nano-adsorbents .....	11
2.3. Factors affecting heavy metal cation adsorption .....	12
2.3.1. Effect of ionic strength.....	12
2.3.2. Effect of initial ion concentration.....	12

2.3.3. Effect of temperature.....	12
2.3.4. Effect of contact time .....	12
2.3.5. Effect of nano-adsorbent dosage .....	12
2.3.6. Effect of pH.....	13
2.4. Structural aspects of spinel ferrite nanoparticles .....	13
2.4.1. Lattice structure of spinel ferrites.....	13
2.4.2. Types of spinel ferrites .....	14
2.5. Synthesis of spinel ferrite nanoparticles .....	15
2.5.1. Dry chemical methods.....	15
2.5.2. Wet chemical methods .....	16
2.6. Characterization of spinel ferrite nanoparticles .....	20
2.7. Physical properties of spinel ferrites .....	22
2.7.1. Magnetic properties of spinel ferrite nanoparticles.....	22
2.7.2. Electrical properties of ferrite nanoparticles .....	22
2.8. Spinel ferrites as nano-adsorbents of heavy metal cations from wastewater.....	23
2.8.1. Structural factors affecting spinel ferrite nano-adsorbents .....	23
2.8.2. Surface modification of spinel ferrite nano-adsorbents .....	24
2.8.3. Literature survey on using spinel ferrite nano-adsorbents for heavy metal cation adsorption from water.....	24
2.8.4. Heavy metal cation removal from water by spinel ferrite nano-adsorbents ..	27
 <b>CHAPTER III MATERIALS AND EXPERIMENTAL METHODS .....</b>	 <b>31</b>
3.1. Chemical synthesis of spinel ferrite nanomaterials .....	31
3.2. Structural characterization .....	33
3.2.1. X-ray Diffraction (XRD).....	33
3.2.2. Fourier Transform Infrared Spectroscopy (FTIR).....	33
3.2.3. Scanning Electron Microscopy (SEM) .....	34
3.2.4. Energy Dispersive X-ray (EDX) .....	35
3.2.5. High Resolution Transmission Electron Microscopy (HRTEM).....	35
3.2.6. Zeta potential analysis .....	36
3.2.7. Atomic Force Microscopy (AFM) .....	37
3.2.8. Brunauer-Emmett-Teller (BET).....	38
3.4. Measurement of physical properties .....	39

3.4.1. Magnetization measurements .....	39
3.4.1.1. Magnetic susceptibility measurements .....	39
3.4.1.2. Dependence of magnetization on magnetic field .....	39
3.4.2. Electrical measurements .....	40
3.4.2.1. DC conductivity measurement .....	40
3.4.2.2. Ac conductivity measurements .....	41
3.5. Batch adsorption equilibrium experiments .....	42
<b>CHAPTER IV : RESULTS AND DISCUSSION .....</b>	<b>43</b>
Aim of the work .....	43
Design of experimental work .....	43
4.1. Structure and surface characterization .....	45
4.1.1. X-ray diffraction (XRD) analysis .....	45
4.1.1.1. X-ray diffraction analysis of $\text{CuFe}_2\text{O}_4$ .....	47
4.1.1.2. X-ray diffraction analysis of $\text{Li}_{0.5}\text{Fe}_{2.5}\text{O}_4$ .....	48
4.1.1.3. X-ray Diffraction analysis of $\text{Fe}_3\text{O}_4$ .....	49
4.1.2. FTIR analysis of $\text{Li}_{0.5}\text{Fe}_{2.5}\text{O}_4$ .....	50
4.1.3. Microscopic imaging .....	51
4.1.3.1. FESEM imaging and EDX analysis of magnetite nanoparticles .....	51
4.1.3.2. TEM imaging of $\text{CuFe}_2\text{O}_4$ nanoparticles .....	52
4.1.3.3. AFM image of $\text{Li}_{0.5}\text{Fe}_{2.5}\text{O}_4$ .....	52
4.1.4. Nitrogen adsorption-desorption isotherm and BET surface area analysis of spinel ferrite nanoparticles .....	54
4.1.5. Zeta potential-pH behaviour of spinel ferrite nano-adsorbents .....	56
4.2. Physical properties of spinel ferrite nano-adsorbents .....	59
4.2.1. Magnetic properties .....	59
4.2.1.1. Temperature dependence of magnetization of $\text{CuF}_2\text{O}_4$ .....	59
4.2.1.2. Magnetic field dependence of magnetization for $\text{CuFe}_2\text{O}_4$ .....	64
4.2.1.3. Temperature dependence of magnetization for $\text{Li}_{0.5}\text{Fe}_{2.5}\text{O}_4$ .....	65
4.2.1.4. Magnetic field dependence of magnetization for $\text{Li}_{0.5}\text{Fe}_{2.5}\text{O}_4$ .....	67
4.2.1.5. Magnetic properties of $\text{Fe}_3\text{O}_4$ .....	69
4.2.2. Electrical properties .....	72
4.2.2.1. Electrical properties of $\text{CuFe}_2\text{O}_4$ .....	72

4.2.2.2. I-V Characteristics for $\text{Li}_{0.5}\text{Fe}_{2.5}\text{O}_4$ .....	73
4.2.2.3. Transport and dielectric properties of $\text{CuFe}_2\text{O}_4$ nanoparticles .....	74
4.3. Batch adsorption equilibrium of Pb(II), Cu(II) and Ni(II) on spinel ferrite nano-adsorbents. ....	76
4.3.1. Effect of contact time on adsorption of heavy metal cations by spinel ferrite nano-adsorbents.....	76
4.3.2. Effect of nano-adsorbent dosage on adsorption of heavy metal cations by spinel ferrite nano-adsorbents .....	79
4.3.3. Effect of metal cation concentration on adsorption of heavy metal cations by spinel ferrite nano-adsorbents .....	81
4.3.4. Effect of temperature on adsorption of heavy metal cations by spinel ferrite nano-adsorbents.....	83
4.3.5. Effect of pH on adsorption of heavy metal cations by spinel ferrite nano-adsorbents.....	87
4.3.6. Applying adsorption isotherm models on adsorption of Pb(II), Cu(II) and Ni(II) by spinel ferrite nano-adsorbents .....	94
4.3.7. Kinetic modelling of adsorption of Pb(II), Cu(II) and Ni(II) on spinel ferrite nano-adsorbents.....	96
4.3.8. Proposed molecular mechanism for adsorption of metal cations on spinel ferrite nanoparticles.....	102
<b>CHAPTER V: MODELING AND DESIGN .....</b>	<b>103</b>
5.1. Physical properties of liquid dispersion of ferrite nanoparticles .....	103
5.1.1. Magnetic properties of ferrite nanoparticles in a dilute liquid dispersion....	104
5.1.2. Forces affecting ferrite nanoparticles in liquid dispersion.....	104
5.2. Magnetic flocculation of ferrite nanoparticles in liquid dispersion .....	107
5.2.1. Interactions between magnetic nanoparticles in colloidal suspension .....	107
5.2.1.1. Attractive interactions.....	107
5.2.1.2. Repulsive interactions.....	109
5.2.2. Total interaction potential energy in a colloidal suspension of magnetic nanoparticles.....	111
5.2.3. Theory of magnetic flocculation .....	112
5.3. Magnetic field actuated settling tanks.....	115
5.3.1. Settling behavior of suspended nanoparticles .....	115
5.3.2. Design of circular settling tanks.....	115

5.3.3. Flow regimes in circular settling tank .....	117
5.3.4. Design aspects of circular settling tank.....	119
5.3.5. Detention time calculation .....	119
5.4. Modelling of sedimentation processes in magnetic field actuated settling tanks	121
5.4.1. Modelling of nanoparticle settling in the cylindrical part of magnetic field actuated settling tank.....	121
5.4.1.1. Settling of single nanoparticles.....	121
5.4.1.2. Settling of aggregates of nanoparticles.....	122
5.4.2. Modelling of nanoparticle settling in the conical part of magnetic field actuated settling tank.....	123
5.4.2.1. Fluid properties in the tip conical zone of the settling tank.....	123
5.4.2.2. Forces acting on magnetic fluid at the conical part of settling tank .....	125
5.4.2.3. Sedimentation dynamics of magnetic nanoparticles in the conical part of magnetic field actuated settling tank .....	126
5.4.3. Equations of motion of magnetic nanoparticles in the cylindrical part of magnetic field actuated settling tank.....	128
5.4.4. Forces acting on magnetic nanoparticles during sediment discharge from settling tank under the effect of magnetic field.....	130
5.4.4.1. Centrifugal forces acting on magnetic nanoparticles .....	130
5.4.4.2. Effect of rotational motion on magnetic nanoparticle orientations .....	132
5.4.5. Equations of motion of magnetic nanoparticles in the conical bottom part of magnetic field actuated settling tank.....	134
5.5. Magnetic circuit Design.....	136
5.5.1. Principles of magnetic circuit design .....	136
5.5.1.1. Magnetic field strength of a magnetic circuit.....	136
5.5.1.1. Calculation of magnetomotive force .....	138
5.5.1.3. Force exerted by an electromagnet .....	140
5.5.1.4. Magnetic induction .....	141
5.5.2. Different designs of electromagnets.....	142
5.5.3. Design for an electromagnet for settling tank .....	144
5.5.3.1. Proposed design of a metal-cladded dc-electromagnet with a ferromagnetic core .....	144
5.5.3.2. Design parameters of the proposed electromagnet.....	145
5.5.3.3. Choice of core material.....	146
5.5.3.4. Core Geometry .....	147

5.5.4. Calculation of the magnetic induction .....	148
5.5.4. Design of Pole pieces .....	149
5.5.5. Design of electromagnet coils .....	152
5.5.5.1. Choice of wire for coil windings .....	152
5.5.5.2. Current carrying capacity .....	152
5.5.5.3. Electrical resistance of the coil .....	153
5.5.5.4. Voltage source and power requirements .....	155
5.5.5.5. Coil losses .....	155
5.5.5.6. Cooling of coils .....	155
5.5.7. Wire insulation .....	156
5.5.8. Design of the outer metal cladding .....	160
5.5.9. Scale up of the basic dc electromagnet design for a larger magnetic field actuated settler .....	161
<b>Conclusions and Recommendations</b> .....	162
<b>REFERENCES</b> .....	170
<b>Appendix I</b> : Toxic effects of common heavy metal cations .....	201
<b>Appendix II</b> : Adsorption studies on a real industrial wastewater sample using spinel ferrites as nano-adsorbents of heavy metal cations .....	202
<b>Appendix III</b> : Circular settling tank specifications .....	203

## LIST OF TABLES

	Page No.
<b>Table (3.1)</b> Starting materials and sintering conditions for synthesis of spinel ferrite nanoparticles.	32
<b>Table (4.1)</b> Average values of microstructural parameters calculated from XRD for all spinel ferrite samples.	46
<b>Table (4.2)</b> Surface properties of ferrite nano-adsorbents as calculated from BET.	55
<b>Table (4.3)</b> Magnetic parameters for $\text{CuFe}_2\text{O}_4$ at different magnetic field intensities.	61
<b>Table (4.4)</b> Magnetic properties (magnetization saturation ( $M_s$ ), retentivity ( $M_r$ ), and coercivity ( $H_c$ )) of the synthesized ferrite nanomaterials.	71
<b>Table (4.5)</b> Average thermodynamic parameters ( $\Delta G^\circ$ , $\Delta H^\circ$ , and $\Delta S^\circ$ ) for the adsorption of metal cations on spinel ferrite nano-adsorbents.	86
<b>Table (4.6)</b> Results of applying Langmuir and Freundlich isotherms on the adsorption of Pb(II), Cu(II) and Ni(II) ions by spinel ferrite nano-adsorbents.	96
<b>Table (4.7)</b> Results of applying kinetic models on the adsorption of Pb(II), Cu(II) and Ni(II) ions by $\text{Li}_{0.5}\text{Fe}_{2.5}\text{O}_4$ "LiF", $\text{CuFe}_2\text{O}_4$ "CuF" and $\text{Fe}_3\text{O}_4$ "Mag." spinel ferrites.	98