


hossam maghraby



شبكة المعلومات الجامعية

بِسْمِ اللَّهِ الرَّحْمَنِ الرَّحِيمِ




hossam maghraby



شبكة المعلومات الجامعية



شبكة المعلومات الجامعية التوثيق الالكتروني والميكروفيلم



hossam maghraby



شبكة المعلومات الجامعية

جامعة عين شمس

التوثيق الإلكتروني والميكروفيلم

قسم

نقسم بالله العظيم أن المادة التي تم توثيقها وتسجيلها
علي هذه الأقراص المدمجة قد أعدت دون أية تغييرات



يجب أن

تحفظ هذه الأقراص المدمجة بعيدا عن الغبار



hossam maghraby



شبكة المعلومات الجامعية



بعض الوثائق الأصلية تالفة



hossam maghraby




شبكة المعلومات الجامعية



بالرسالة صفحات

لم ترد بالأصل



Spiral CT Angiography Versus Color Doppler U/S in Renal Arteries Assessment

Essay

B10655

*Submitted in Partial Fulfillment of
The Master Degree in Radiodiagnosis*

By

Mohsen Mohamad Abd El Maksoud
M.B., B.Ch - Ain Shams University

Under Supervision of

Dr. Alia Abdullah El Fiky


*Assist. Professor of Radiodiagnosis
Faculty of Medicine
Ain Shams University*

Dr. Moataz M. Samy El Beblawy

*Lecturer of Radiodiagnosis
Faculty of Medicine
Ain Shams University*

**Faculty of Medicine
Ain Shams University**

2001




بِسْمِ اللَّهِ الرَّحْمَنِ الرَّحِيمِ


﴿ قَالُوا سُبْحَانَكَ لَا عِلْمَ لَنَا
إِلَّا مَا عَلَّمْتَنَا إِنَّكَ أَنْتَ
الْعَلِيمُ الْحَكِيمُ ﴾

صدق الله العظيم

سورة البقرة / الآية { ٣٢ }

A black and white illustration of a scroll. The scroll is unrolled, showing a central area with text. The top and bottom edges of the scroll are rolled up. A ribbon is tied around the bottom right corner of the scroll. The ribbon has a circular top with a scalloped edge and two pointed ends.

**To my
Family
and
my Wife**



Acknowledgement


Thanks to "Allah" from start to end, that this work has been completed.

I would like to express my deepest gratitude to Dr. Alia Abdullah El Fiky, Assistant Professor of Radiodiagnosis, Ain Shams University, for her wise guidance and valuable supervision.

I would like to thank Dr. Moataz M. Samy El Beblawy, Lecturer of Radiodiagnosis, Ain Shams University, for his continuous help and encouragement.

Mohsem M. Abd El Maksoud





CONTENTS

	<u>Page</u>
Introduction and Aim of the Work	1
Review of Literature	
Anatomical Considerations.....	2
Pathology of the Renal Arteries	9
Imaging Techniques of Spiral CT Ang iography and Color Doppler U/S.....	16
Radiological Manifestations with illustrative Cases	45
Discussion.....	79
Summary and Conclusion.....	83
References.....	85
Arabic Summary	--

