


Ain Shams University  
Faculty of Science  
Chemistry Department



**Preparation of Bi-system Synergistic Paints for  
Cold Galvanizing Technology to Prevent corrosion  
of Petroleum Steel Structures Using Egyptian Nano  
Ilmenite and Amorphous Silica**

*A Thesis*

*Submitted in Partial Fulfillment of the PhD in Chemistry  
(Inorganic Chemistry)*

*By*


***AbdEl-Rahman Mohamed Fadi saad El-Deen***

*M.Sc., Inorganic Chemistry, 2014*

**2017**



Ain Shams University  
Faculty of Science  
Chemistry Department



**Preparation of Bi-system Synergistic Paints for  
Cold Galvanizing Technology to Prevent corrosion  
of Petroleum Steel Structures Using Egyptian Nano  
Ilmenite and Amorphous Silica**

***A Thesis***

*Submitted in Partial Fulfillment of the PhD in Chemistry  
(Inorganic Chemistry)*

***By***

**AbdEl-Rahman Mohamed Fadl saad El-Deen**  
*M.Sc., Inorganic Chemistry, 2014*

***Under supervision of***

**Prof. Dr.**

***Mohamed F. El-Shahat***

*Professor of Analytical and Inorganic Chemistry  
Faculty of Science  
Ain Shams University*

**Prof. Dr.**

***Mahmoud I. Abdou***

*Head of Production Department  
Director of Technical Support Center  
Egyptian Petroleum Research Institute  
(EPRI)*

**Prof. Dr.**

***Ahmed M. Al-Sabagh***

*Professor of Physical Applied Chemistry  
Director of  
Egyptian Petroleum Research Institute  
(EPRI)*


**Prof. Dr.**

***Mohamed A. Migahed***

*Head of Petroleum Application  
Department  
Egyptian Petroleum Research Institute  
(EPRI)*

**2017**





Faculty of Science



Faculty of Science

**Preparation of Bi-system Synergistic Paints for Cold  
Galvanizing Technology to Prevent corrosion of  
Petroleum Steel Structures Using Egyptian Nano  
Ilmenite and Amorphous Silica**

**A Thesis  
Submitted by**

**AbdEl-Rahman Mohamed Fadl saad El-Deen**

**For the PhD degree in Chemistry**

**(Inorganic Chemistry)**

**Thesis supervisors**

**Signature**

**Prof. Dr. Mohamed F. El-Shahat**

Professor of Analytical and Inorganic Chemistry  
Faculty of Science, Ain Shams University

**Prof. Dr. Ahmed M. Al-Sabagh**

Professor of Physical Applied Chemistry  
Director of Egyptian Petroleum Research Institute (EPRI)

**Prof. Dr. Mahmoud I. Abdou**

Head of Production Department  
Director of Technical Support Center  
Egyptian Petroleum Research Institute (EPRI)

**Prof. Dr. Mohamed A. Migahed**

Head of Petroleum Application Department  
Egyptian Petroleum Research Institute (EPRI)

**Prof. Dr. Ibrahim H.A. Badr**

Head of Chemistry Department  
Faculty of Science, Ain Shams University





وَقُلْ اَعْمَلُوا فَسَيَرَى اللّٰهُ  
عَمَلَكُمْ وَرَسُولُهُ وَالْمُؤْمِنُونَ

سورة التوبة رقم الآية ١٠٥







# ACKNOWLEDGMENT

*First of all, I wish to express my dateless thanks to my God "Allah" for helping me to accomplish this work,*

*I would like to express my highest appreciations and deep obligations to **Prof.Dr. MOHAMED FATHY EL-SHAHAT**, Professor of Inorganic and Analytical Chemistry, Chemistry Department, Faculty of Science, Ain Shams University and **Prof. Dr. AHMED MOHAMED AL-SABAGH**, Director of Egyptian Petroleum Research Institute (EPRI) for suggesting the topic of the present point of the research and all facilities they offered to me during the course of investigation. I am very grateful to them for first of all their great patient as well as their keen supervision in all steps of investigation, critical reading and final reviewing of the manuscript, also for their continuous encouragement during the study.*

*My sincere acknowledgment and deep thanks also extended to soul of **Prof. Dr. MAHMOUD IBRAHIM ABDOU**, Head of Production Department, Director of Technical Support Center, Egyptian Petroleum Research Institute (EPRI) for suggesting all facilities of the present point in addition to his keen supervision in all steps of investigation and **Pr. Dr. MOHAMED ATIYYA MIGAHED** Professor of Physical Chemistry, Head of Petroleum Applications Department, Egyptian Petroleum Research Institute (EPRI) for his participation in suggestion the point of the research and his super scientific cooperation in production of the present work.*

*Finally, I would like to express my thanks and indebtedness to all stuff members in the Department, my family and my friends.*

*AbdEl-Rahman Mohamed Fadl*

*2017*





# LIST OF CONTENTS

<b>INTRODUCTION.....</b>	<b>1</b>
<b><u>1.1.</u> Zinc rich paints</b>	<b>9</b>
<b><u>1.2.</u> General aspects of corrosion.....</b>	<b>12</b>
1.2.1. Definition of corrosion	12
1.2.2. Why metals corrode	12
1.2.3. The economic importance of the corrosion	14
1.2.4. Corrosion in different environments	15
1.2.4.1. Atmospheric corrosion	15
1.2.4.2. Corrosion in sea water	17
1.2.4.3. Corrosion in the oil field	18
<b><u>1.3.</u> Formation water (produced water).....</b>	<b>20</b>
1.3.1. Origin of produced water	20
1.3.2. Characteristics of produced water	21
1.3.2.1. Dissolved and dispersed oil compounds	22
1.3.2.2. Dissolved formation minerals	22
1.3.2.3. Production chemical compounds	23
1.3.2.4. Dissolved solids	23
1.3.2.5. Dissolved gases	24
<b><u>1.4.</u> Corrosion control.....</b>	<b>24</b>
1.4.1. Metals selection for corrosion resistance	25
1.4.2. Cathodic protection	26
1.4.2.1. Sacrificial anode method	27
1.4.2.2. Impressed current method	28
1.4.3. Anodic protection	30
1.4.4. Corrosion inhibitors	31
1.4.4.1 Passivating (anodic) inhibitors	32
1.4.4.2. Cathodic inhibitors	33
1.4.4.3. Organic inhibitors	34
1.4.4.4. Precipitation inhibitors	35
1.4.4.5. Volatile corrosion inhibitors (VCIs)	35
1.4.5. Corrosion protection by surface coatings	36

<b><u>1.5.</u> Mechanism of protection.....</b>	<b>37</b>
1.5.1. Barrier mechanism	37
1.5.2. Inhibitive/ passivation mechanism	39
1.5.3. Sacrificial mechanism	40
1.5.4. Working of a multi-coat protective coating system	40
<b><u>1.6.</u> Paint constituents and properties.....</b>	<b>42</b>
1.6.1. Binder	43
1.6.2. Pigments	43
1.6.2.1 Inhibitive pigments	44
1.6.2.2. Inert pigments	45
1.6.2.3. Metallic pigments	45
1.6.3. Solvents	45
1.6.4. Additives	46
<b><u>1.7.</u> Corrosion monitoring techniques.....</b>	<b>46</b>
1.7.1. Non electrochemical methods	47
1.7.1.1. Weight loss method (Gravimetric method)	47
1.7.1.2. Electrical resistance method	48
1.7.1.3. Gasometric method	48
1.7.2. Electrochemical methods	49
1.7.2.1. Tafel extrapolation method	49
1.7.2.2 Linear polarization method	51
1.7.2.3. Impedance method	52
<b><u>1.8.</u> Prime and extender pigments.....</b>	<b>55</b>
1.8.1. Prime pigments	56
1.8.2. Extender pigments	59
1.8.3. Hiding power	62
<b><u>1.9.</u> Occurrence and characteristics of the Egyptian ilmenite.</b>	<b>64</b>
<b><u>1.10.</u> Pigments for paint formulations</b>	<b>70</b>
<b><u>1.11.</u> Literature survey</b>	<b>80</b>
1.11.1. Nanoparticles for coatings	81
<b>AIM OF THE WORK.....</b>	<b>104</b>
<b>2. EXPERIMENTAL.....</b>	<b>108</b>
<b><u>2.1.</u> Chemicals and Materials.....</b>	<b>108</b>
2.1.1. Soya bean oil (fatty acids)	108

2.1.2. Glycerol	109
2.1.3. Benton	110
2.1.4. Pentaerythritol	110
2.1.5. Phthalic anhydride	111
2.1.6. Maleic anhydride	112
2.1.7 Calcium hydroxide	112
2.1.8 Zn-dust pigment	113
2.1.9 BYK-066 N (polysiloxanes)	113
2.1.10 Egyptian white sand	114
2.1.11 Calcium carbonate	115
2.1.12 Sodium feldspar (Albite)	115
2.1.13 Potassium feldspar	116
2.1.14 Boron oxide	117
2.1.15 Zinc oxide	117
2.1.16 Aluminium oxide	118
2.1.17 Zirconium oxide	119
2.1.18. Solvents	120
2.1.18.1. Xylene	120
2.1.18. 2. Ethylene glycol	120
2.1.18. 3. N-butyl glycol	121
2.1.19. Di-octyl phthalate	122
2.1. 20. Egyptian ilmenite ore (iron titanium oxide)	123
2.1. 21. Preparation of carbon steel samples and its composition	125
2.1. 22. Test solution	126
<b>2.2. Methods and techniques.....</b>	127
2.2.1. Synthesis of modified short alkyd binder	127
2.2.2. FTIR spectra of modified short alkyd	128
2.2.3. Preparation of Egyptian nanoilmenite particles	128
2.2.4. Synthesis of amorphous silica composite particles	129
2.2.5. X-ray diffraction (XRD) analysis	130
2.2.6. Dynamic light scattering (DLS) measurement	131
2.2.7. Preparation of Egyptian nanoilmenite/amorphous silica	

composite (ENI/AS) particles	132
<b><u>2.3.</u> Characterization of Egyptian nanoilmenite and the ENI/AS using transmission electron microscopy (TEM).....</b>	132
<b><u>2.4.</u> Morphology by scanning electron microscopy (SEM) micrographs .....</b>	133
<b><u>2.5.</u> Coating composition.....</b>	133
<b><u>2.6.</u> BET surface area measurements.....</b>	134
<b><u>2.7.</u> Modification of the coating.....</b>	136
<b><u>2.8.</u> Coating thickness .....</b>	136
<b><u>2.9.</u> Corrosion performance techniques.....</b>	136
2.9.1. Potentiodynamic Polarization Measurements.....	136
2.9.2. Electrochemical Impedance Spectroscopy.....	137
<b><u>2.10.</u> Coating performance tests.....</b>	139
2.10.1. Preparation of steel panels for testing	139
2.10.2. Anticorrosion coating tests	140
2.10.2.1. Salt spray test	140
2.10.2.2. Weight loss method	142
2.10.3. Mechanical coating performance tests	143
2.10.3.1 Adhesion cross- cut test	143
2.10.3.2. Adhesion pull-off test	145
2.10.3.3. Impact test	146
2.10.3.4. Abrasion resistance test	147
2.10.3.5. Bend test	148
2.10.4. Pinhole test	149
<b><u>2.11.</u> Morphology of uncoated and cold galvanizing coated steel panels .....</b>	151
2.11.1. Scanning Electron Microscopy (SEM)	151
2.11.2. Energy Dispersive Analysis of x-rays (EDX)	151
<b><u>2.12.</u> Thermal stability of surface modified Egyptian nanoilmenite/amorphous silica composite particles against unmodified conventional cold galvanizing coating formulations...</b>	152
2.12. 1. Thermo-gravimetric analysis	152
<b>3. RESULTS AND DISCUSSION.....</b>	153
<b><u>3.1.</u> FTIR characteristic spectra of the synthetic modified short alkyl resin.....</b>	156

<b>3.2. Coating modification by the ENI/AS modifier.....</b>	158
<b>3.3. X-ray diffraction (XRD) analysis of ilmenite particles.....</b>	161
<b>3.4. Dynamic light scattering (DLS) measurements.....</b>	163
<b>3.5. Characterization of the prepared nanoilmenite and ENI/AS using transmission electron microscopy (TEM) .....</b>	167
<b>3.6. Morphology by scanning electron microscopy (SEM) micrographs for the nanoilmenite and nanocomposite particles</b>	169
<b>3.7. BET surface area measurements for the nanoilmenite and the nanocomposite particles.....</b>	171
<b>3.8. Electrochemical performance properties of Egyptian nanoilmenite/amorphous silica composite (ENI/AS) cold galvanizing coated films.....</b>	173
3.8.1. Potentiodynamic Polarization Measurements	174
3.8.2. Electrochemical Impedance Spectroscopy (EIS)	186
<b>3.9. Coating Performance Tests.....</b>	196
3.9.1. Anticorrosive coating performance tests	197
3.9.1.1. Salt Spray Test (accelerated corrosion chamber)	197
3.9.1.2. Weight loss method	206
3.9.2. Mechanical coating performance tests	209
3.9.2.1. Adhesion cross-cut test	210
3.9.2.2. Pull off test	211
3.9.2.3. Impact damage test (resistance to rapid deformation)	211
3.9.2.4. Abrasion resistance test	213
3.9.2.5. Bend test (flexibility)	214
3.9.2.5. Pinhole test	216
<b>3.10. Morphology of uncoated and cold galvanizing coated steel panels.....</b>	220
3.10.1. Scanning Electron Microscopy (SEM)	220
3.10.2. Energy Dispersive Analysis of X-ray (EDX)	223
<b>3.11. Thermal stability of surface modified Egyptian nanoilmenite/amorphous silica composite particles against unmodified conventional cold galvanizing coating formulations...</b>	227