



شبكة المعلومات الجامعية

بِسْمِ اللَّهِ الرَّحْمَنِ الرَّحِيمِ





شبكة المعلومات الجامعية



شبكة المعلومات الجامعية

التوثيق الالكتروني والميكرو فيلم

جامعة عين شمس

التوثيق الالكتروني والميكرو فيلم

قسم

نقسم بالله العظيم أن المادة التي تم توثيقها وتسجيلها
علي هذه الأفلام قد اعدت دون أية تغيرات



يجب أن

تحفظ هذه الأفلام بعيداً عن الغبار

في درجة حرارة من 15 – 20 مئوية ورطوبة نسبية من 20-40 %

To be kept away from dust in dry cool place of
15 – 25c and relative humidity 20-40 %



شبكة المعلومات الجامعية



بعض الوثائق الأصلية تالفة



شبكة المعلومات الجامعية



بالرسالة صفحات
لم ترد بالأصل

GENE REARRANGEMENT IN LYMPHO - PROLIFERATIVE DISEASES

Essay

*Submitted for partial fulfillment of
Master Degree of Clinical pathology*

By

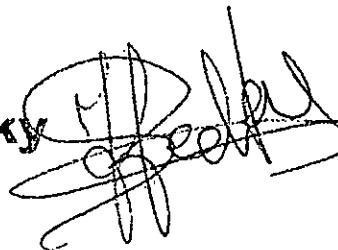
Ranya Mohamed Gamal

M.B., B.ch.

Under the Supervision of

Prof. Dr. Hebatallah Adel Sedky

Prof. of Clinical pathology
Ain Shams University





Ass. Prof. Dr. Hoda Mohamed El-Gendi

Assistant Prof. of Clinical pathology
Ain Shams University

Dr. Dahlia Ahmed El-Sewefy

Lecturer of Clinical pathology
Ain Shams University





Faculty of Medicine

Ain Shams University

2001

B9911



قَالُوا سُبْحَانَكَ لَا عِلْمَ لَنَا إِلَّا مَا
عَلَّمْتَنَا إِنَّكَ أَنْتَ الْعَلِيمُ الْحَكِيمُ
سَدَقَ اللَّهُ الْعَظِيمُ
البقرة - ٢٢٢ -

ACKNOWLEDGEMENT

Thanks to GOD for giving me the strength and power to carry out this work.

I wish to express my sincere gratitude and thanks to the eminent **Prof. Dr. Hebatallah Adel Sedky**, Professor of Clinical and Chemical Pathology, Ain Shams University, for giving me the honor of working under her supervision.

Her continuous encouragement, close supervision and constructive guidance were the paramount axes in the initiation and progress of this work.

I would like to express my deepest gratitude to **Ass. Prof. Dr. Hoda Mohamed El-Gendi**, Assistant Professor of Clinical and Chemical Pathology, Ain Shams University, for her loyal supervision, precious time, great concern with every minor detail in this work. To her, I owe my accomplishment, because without her continuous guidance, remarkable effort, considerable help and meticulous revision, this fulfillment would have never taken place.

My great thanks goes to **Lecturer Dr. Dalia Ahmed El Sewefy**, Lecturer of Clinical and Chemical Pathology, Ain Shams University, for her constant support and remarkable help.

I am also indebted to my husband and my family for their kindness, support and encouragement.

For them all of them, I dedicate this work.

CONTENT

	<u>Page</u>
- <i>List of Tables</i>	
- <i>List of Figures</i>	
- <i>List of Abbreviation</i>	
- Introduction & Aim of Work	1
- Review of Literature	
* Immunoglobulin and T-cell receptor gene rearrangement	3
- Genetic consequences of chromosomal rearrangement.....	3
- Immunoglobulin and T-cell receptor Genes...	5
- Gene rearrangement in lymphocytes.....	13
* Malignant lymphoproliferative disorders.....	24
- B-Cell neoplasms.....	27
- T-Cell neoplasms	54
- Natural killer cell neoplasms	68
- Hodgkin Lymphoma	69
* Methods of analysis of gene rearrangement.....	75
- Southern blot analysis.....	75
- Amplification Techniques.....	85
- Summary	93
- References	96
- Arabic Summary	

LIST OF TABLE

<u>Table</u>		<u>Page</u>
(1)	Examples of Transforming genes found at Translocation Junctions.....	4
(2)	Properties of T-cell subpopulation	11
(3)	Revised European American classification of lymphoid neoplasms.....	26
(4)	Presenting clinical Features of ALL in Children and adults.....	29
(5)	Immunophenotypes of CLL and other chronic B-cell disorders.....	32
(6)	Summary of morphology and phenotype of reed sternberg cells in different histologic types of Hodgkin disease.....	74
(7)	Some common restriction endonuclease enzymes and their recognition sequences.....	77
(8)	Examples of clonal disorders that are not necessarily malignant.....	81
(9)	PCR conditions used in a typical PCR.....	86

