

DC

STUDIES ON NEPHROTOXICITY OF ASPIRIN AND GENTAMICIN IN COMBINATION IN RATS

THESIS

SUBMITTED FOR PARTIAL FULFILLMENT
OF THE M.D. DEGREE
"ANATOMY"

PRESENTED BY
EL-SAYED EMAD AHMED NOSSIER
M.B., B.CH., M.SC.



533 u 5

619 23
S. E

SUPERVISORS

Professor Dr. Mohamed Reda Khorshid
Professor of Anatomy,
Faculty of Medicine,
Ain-Shams University, Cairo, Egypt.

Professor Dr. Mohamed S. Abdel-Rahman
Professor of Pharmacology/ Toxicology,
Director of Toxicology,
NJMS, Newark, New Jersey, USA.

Professor Dr. Ezz El-Din H. Helaiei
Professor of Anatomy,
Faculty of Medicine,
Ain-Shams University, Cairo, Egypt.

Professor Dr. Khaled Naiem Hamdi
Assistant Professor of Anatomy,
Faculty of Medicine,
Ain-Shams University, Cairo, Egypt.

Dr. Faten Mohamed El-Kholy
Lecturer of Anatomy,
Faculty of Medicine,
Ain-Shams University, Cairo, Egypt.



**FACULTY OF MEDICINE
AIN-SHAMS UNIVERSITY
1996**

١٢١

١٢٢

١٢٣
١٢٤
١٢٥
١٢٦



Approval sheet

We hereby in April 11, 1996 recommend that the thesis

Presented by

El-Sayed Emad Ahmed Nossier

(M.B., B.CH., M.SC.)

Anatomy Department, Faculty of Medicine

Ain-Shams University

Entitled

***“Studies on Nephrotoxicity of Aspirin and Gentamicin
in Combination in Rats”***

Under Supervision of

Professor Dr. Mohamed Reda Khorshid
Professor of Anatomy,
Faculty of Medicine,
Ain-Shams University, Cairo, Egypt.

Professor Dr. Mohamed S. Abdel-Rahman
Professor of Pharmacology/ Toxicology,
Director of Toxicology,
NJMS, Newark, New Jersey, USA.

Professor Dr. Ezz El-Din H. Helaiei
Professor of Anatomy,
Faculty of Medicine,
Ain-Shams University, Cairo, Egypt.

Professor Dr. Khaled Naiem Hamdi
Assistant Professor of Anatomy,
Faculty of Medicine,
Ain-Shams University, Cairo, Egypt.


Dr. Faten Mohamed El-Kholy
Lecturer of Anatomy,
Faculty of Medicine,
Ain-Shams University, Cairo, Egypt.

to be accepted for partial fulfillment of the M.D. degree
“Anatomy”.

Approved by

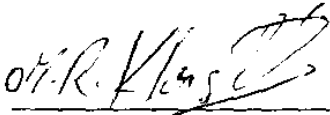

Professor Dr. Ali Bahi-El-Din Abdalla

Professor of Anatomy,
Faculty of Medicine,
Cairo University, Cairo, Egypt.



Professor Dr. Wahid M. El-Said

Professor of Internal Medicine,
Faculty of Medicine,
Ain-Shams University, Cairo, Egypt.



Professor Dr. Mohamed Reda Khorshid

Professor of Anatomy,
Faculty of Medicine,
Ain-Shams University, Cairo, Egypt.



Professor Dr. Mohamed S. Abdel-Rahman

Professor of Pharmacology/ Toxicology,
Director of Toxicology,
NJMS, Newark, New Jersey, USA.

**FACULTY OF MEDICINE
AIN-SHAMS UNIVERSITY
1996**

To my mother,

Father

and my wife

100

Acknowledgments

First and most of all thank to God, the greatest of all, for completing this work.

*I would like to express my deepest thanks to **Prof. Dr. MOHAMED REDA KHORSHID**, Professor of Anatomy, Faculty of Medicine, Ain-Shams University, for his unlimited cooperation, precious advice and repeated revision of every item in this work.*

*With great pleasure, I owe a special debt of gratitude to **Prof. Dr. MOHAMED S. ABDEL-RAHMAN**, Professor of Pharmacology and Director of Toxicology, University of Medicine and Dentistry, New Jersey, who suggested the topic of this research and gave us the chance to do this work in his vigorous labs. He was very generous in his motivating advice, constructive supervision and insistent encouragement.*

*My sincere thanks to **Prof. Dr. EZZ EL-DIN H. HELAIEL**, Professor of Anatomy, Faculty of Medicine, Ain-Shams University, for his kind help and expert assistance.*

*I wish to thank **Dr. KHALED NAIEM HAMDI**, Assistant Professor of Anatomy, Faculty of Medicine, Ain-Shams University, for his close supervision and valuable suggestions.*

*I am also grateful to **Dr. FATEN MOHAMED EL-KHOLY**, Lecturer of Anatomy, Faculty of Medicine, Ain-Shams University, for her continuous support and sincere advice.*

I feel thankful to all my colleagues in Dr. Abdel-Rahman labs in UMDNJ especially Dr. Gloria Skewronski, and in Anatomy Department especially Mr. Marcus and Mr. Caesar for their help through out this work.

TABLE OF CONTENTS

	<u>Page</u>
INTRODUCTION AND AIM OF THE WORK	1
REVIEW OF LITERATURE	5
(A) Aspirin	5
1) Pharmacology and mechanism of actions of aspirin	5
2) Renal prostaglandins	11
3) Renal effects and toxicity of aspirin	12
(B) Gentamicin	17
1) Pharmacology of gentamicin	17
2) Antibacterial and toxic activities of gentamicin	20
3) Gentamicin-induced nephrotoxicity	21
MATERIAL AND METHODS	25
RESULTS	32
Biochemical results	32
Histological results	40
DISCUSSION	94
SUMMARY	110
ABSTRACT	116
REFERENCES	118
APPENDIX	i
ARABIC SUMMARY.	

LIST OF DIAGRAMS, PLATES, TABLES, AND FIGURES

	<u>Page</u>
Diagram 1: Structure and Metabolism of aspirin (ASA)	6
Diagram 2: Changes in renal function following aspirin	15
Diagram 3: Chemical structure of gentamicin (GM)	18
Plate 1: Effect of ASA or/and GM on body weight in rats	33
Table 1: Effect of ASA or/and GM on rat urine volume	34
Table 2: Effect of ASA or/and GM on plasma creatinine and blood urea nitrogen levels in rats	36
Plate 2: Effect of ASA or/and GM on renal clearance of creatinine in rats	37
Plate 3: Effect of ASA or/and GM on renal clearance of urea in rats	39
Figures 1-9: Light micrographs of renal tissue from control rats	44
Figures 10-22: Electron micrographs of renal tissue from control rats	48
Figures 23-29: Light micrographs of renal tissue from ASA treated rats	57
Figures 30-33: Electron micrographs of renal tissue from ASA treated rats	60
Figures 34-42: Light micrographs of renal tissue from GM treated rats	66
Figures 43-55: Electron micrographs of renal tissue from ASA treated rats	70
Figures 56-67: Light micrographs of renal tissue from rats treated with ASA+GM	81
Figures 68-80: Electron micrographs of renal tissue from rats treated with ASA+GM	87

