

**THE REPRODUCTIVE PERFORMANCE
OF EWES FED RATIONS CONTAINING
DIFFERENT NITROGEN SOURCES**

By

Sahar Ahmed Abd El-Rehim

B.Sc of Agric. Sci., (Animal Production) Ain Shams Univ. (1985)

A thesis submitted in partial fulfillment

of

the requirment for the degree of

636.098

S - A

55679

MASTER OF SCIENCE

in


Agriculture

(Animal physiology)

**Department of Animal Production
Faculty of Agriculture
Ain Shams University**



1997





APPROVAL SHEET

**THE REPRODUCTIVE PERFORMANCE
OF EWES FED RATIONS CONTAINING
DIFFERENT NITROGEN SOURCES**

By

Sahar Ahmed Abd El-Rehim

B.Sc of Agric. Sci., (Animal Production) Ain Shams Univ. (1985)

This thesis for M.Sc. degree has been approved by:

Prof. Dr. S. M. Allam

S. M. Allam

Prof. of Animal Nutrition , Cairo - University

Prof. Dr Safaa O. Amin

S. O. Amin


Prof. of Animal Physiology Faculty of Agric., Ain
Shams University

Dr. E. E. Tharwet

E. E. Tharwet

Associate Professor of Animal physiology Faculty of
Agric., Ain Shams University

Date of examination : 11 / 5 / 1997



**THE REPRODUCTIVE PERFORMANCE
OF EWES FED RATIONS CONTAINING
DIFFERENT NITROGEN SOURCES**

By

Sahar Ahmed Abd El-Rehim

B.Sc of Agric. Sci., (Animal Production) Ain Shams Univ. (1985)

Under the supervision of :

Prof. Dr S.O. Amin

Prof. of Animal Physiology Faculty of Agric., Ain
Shams University

Dr. A.M. Abdel-Aziz

Assis. Prof. of Animal Physiology , Faculty of Agric., Ain
Shams University

Prof. Dr. I. Gomaa

Prof. of Animal Nutrition Animal Production Research
Institute


[The body of the page is mostly blank, suggesting the text is either extremely faint or has been redacted. Only a few small, illegible marks are visible.]

ABSTRACT

Sahar Ahmed Abd EL-Rehim . The reproductive performance of ewes fed rations containing different nitrogen sources. Unpublished Master of Science , University of Ain Shams , Faculty of Agriculture , Department of Animal Production 1997

Twelve Suffolk Ossimi crossbred ewes were used in this study . They were divided into three groups received three different rations : control ration (control group) , 40 % ammoniated corn stover containing ration (ACS group) and 10 % broiler litter containing ration (BL group) . Experimental period included 2 months preconception and 5 months pregnancy . Plasma levels of total protein , albumin , albumin/globulin ratio , urea , GOT and GPT were not influenced by dietary treatments but influenced by months of treatment . Plasma level of globulin increased while alkaline phosphatase level decreased in response to broiler litter treatment . Mean length of estrous cycle was longer in ACS group than control group (16.67 versus 15.44 days), while mean gestation length was longer in BL group than control group (152.25 versus 148 days) . litter weight at birth was not influenced by treatment and not correlated with the length of gestation . Conception rate was not influenced by treatment , while lambing rate decreased in both ACS and BL groups . Mean concentration of plasma progesterone increased in response to dietary treatments in cycling ewes but not in pregnant ewes . Twin pregnancies were higher in progesterone level than single pregnancies (11.76 versus 8.39 ng/ml) . lambs Growth during the first five weeks of suckling period decreased in the BL group . Digestion coefficients for crude protein were 54.74 , 58.33 and 54.72 , for TDN were 57.79 , 60.88 and 55.75 , and for DCP were 7.7 , 8.85 and 8.08 for the control , ACS and BL groups , respectively .

Key words : Suffolk Ossimi crossbred ewes - Reproduction - Blood contents - Progesterone - Broiler litter- Ammoniated corn stover .



ACKNOWLEDGEMENTS

Praise and prayerful thanks to ALLAH for everything .The author wishes to express her appreciation and gratitude to Prof. Dr S.O. Amin , Professor of Animal Physiology , Department of Animal Production , Faculty of Agriculture , Ain Shams University for her close supervision , guidance and valuable help in revising the manuscript .

As well , the author wishes to express her gratitude and deep thanks to Dr. F.A. Khalil , Associate Professor of Animal Physiology , Department of Animal Production , Faculty of Agriculture , Ain Shams University for suggesting the problem designing the work , guidance and valuable help in writing and preparing the manuscript .

I wish to express my sincere appreciation to Prof. Dr. I. Gomaa , Professor of Animal Nutrition, and deputy of Animal Production Research Institute for supervision encouragement , providing facilities for this study and giving sincere advice and valuable help .

Deep thanks are due to Dr. A. M. S. Abdel-Aziz, Assistant Professor of Animal Physiology , Department of Animal Production , Faculty of Agriculture , Ain Shams University for his supervision , help and encouragement .

Thanks are due to Dr. M.H. Yackout, Assistant Professor of By-product Department of Animal Production Research Institute .

Thanks are due to Dr. F.F. Abo-Ammo Researcher in the Animal Production Research Institute , Department of sheep and Goats Researchs Ministry of Agriculture .

Special thanks to all staff members of Animal Production Research Institute and Nubaria Experimental station for their help and encouragement .

I am Special grateful to my family and my husband for their support and encouragement .

CONTENTS

	Page
1. INTRODUCTION	1
2. REVIEW OF LITERATURE	2
2.1 Effect of Nutrition on Reproduction	2
2.1.1 Estrus	2
2.1.2 Ovulation , Fertility and Embryonic Survival Rate	2
2.1.3 Plasma progesterone concentration	4
2.1.3.1 During estrous cycle	4
2.1.3.2 During Pregnancy.....	5
2.2 Effect of nutrition on lamb birth weight and growth	6
2.2.1 Lamb Birth Weight	6
2.2.2 Growth of Lambs	7
2.3 Effect of Nutrition on Some Blood Constituents	7
2.3. 1-Blood proteins	7
2.3.2-Blood urea	8
2.3.3- Blood Alkaline Phosphatase	9
2.3.4- Blood Transaminases	9
2.4 Effect of nutrition on body weight of ewe , and digestibility	10
2.4.1 Body Weight of Ewe.....	10
2.4.2 Digestibility	11
2.5 Nutritive Value of Broiler Litter	12
3. MATERIALS AND METHODS	13
3.1 Location	13
3.2 Experimental Animals	13
3.3 Ammoniation of corn stover	13
3.4 Management	14
3.5 Determination of feed digestibility	14
3.5.1 Sampling of feces and urine	14
3.6 Blood sampling	15
3.7 Chemical Determination of Some Blood Constituents	15
3.7.1 Total protein	15
3.7.2 Albumin	15
3.7.3 Globulin	16
3.7.4 Albumin/Globulin ratio	16
3.7.5 Plasma Urea	16
3.7.6 Plasma transaminases	16
3.7.7 Plasma alkaline phosphatase	16
3.7.8 Progesterone assay	16

3.8 Statistical procedures	17
4. RESULTS AND DISCUSSION	18
I- Effect of Supplementing Ration with Ammoniated Corn Stover (ACS) or Broiler Litter (BL) on Some Biochemical Parameters in Blood	
Plasma of Crossbred Suffolk Ewes	18
1- Plasma total protein level	18
2- Plasma albumin level	24
3- Plasma globulin level	25
4- Albumin / globulin (A/G) ratio	26
5- Plasma urea level	27
6-Plasma alkaline Phosphatase activity	31
7- Plasma glutamic -oxaloacetic transaminase (GOT) activity	31
8- Plasma glutamic-pyruvic transaminase (GPT) activity	34
II- Effect of Supplementing Ration With Ammoniated Corn Stover (ACS) or Broiler Litter (BL) on Some Reproductive Parameters in Crossbred Suffolk Ewes	36
1- Estrous cycle length	36
2-Gestation length and birth weight of lambs born	40
3- Lambing rate	40
4- Conception rate	41
5-Plasma progesterone concentration of ewes	41
a- During estrous cycle	41
b- During pregnancy	45
III - Effect of Feeding Pregnant Ewes on Rations Containing ACS or BL on Growth of Their Lambs.	51
IV-- Nutritional Evaluation of the Experimental Ration	55
1- Chemical Composition of Ration Ingredients	55
2- Chemical Composition of Total Ration	55
3- Total Nutrients Intake (kg/day/head)	58
4- Digestion Coefficient	58
5. SUMMARY AND CONCLUSION	63
6. REFERENCES	67
7.APPENDIX	86
8. ARABIC SUMMARY

LIST OF TABLES

Table No.	Page
1-a . Means (\pm SE)for plasma levels of total protein (TP), albumin (A) globulin(G)and A/G ratio in the control G1 , G2, G3 supplemented ration fed groups _____	19
1-b . Overall mean (\pm SE) levels for plasma total protein , albumin globulin and A/G ratio throughout the experimental period _____	21
1-c . ANOVA for the differences in plasma levels of TP,A,G AND A/G RATIO—	23
2-a . Means (\pm SE) for plasma levels of urea alkaline phosphatase GOT and GPT in the G1 , G2 and G3 supplemented ration fed groups _____	28
2-b . Overall mean (\pm SE) levels for plasma urea alkaline phosphatase, GOT and GPT throughout the experimental period _____	30
2-c . ANOVA for the differences in plasma levels of urea alkaline phosphatase GOT and GPT _____	32
3-a . Means (\pm SE) for estrous cycle length , gestation length , total birth weight of lambs/ewe lambed and lambing rate in the different experimental groups _____	37
2-b . Plasma progesterone concentrations (ng/ml) during estrous cycle and pregnancy in the different experimental period _____	39
3-c . Analysis of variance for the differences in estrous cycle length , gestation length , total birth weight /ewe among experimental groups —	42
3-d . Analysis of variance for the differences in Plasma progesterone concentration during estrous cycle _____	44
3-e . Analysis of variance for the differences in Plasma progesterone concentration during pregnancy _____	48
4-a . Means (\pm SE) for total body weight (Kg) of lambs born/ewe from birth till the 5 th week of age _____	52
4-b . Analysis of variance for lamb body weight _____	54
5. Chemical analysis of the ingredients used in the mixed in the ration —	56
6. Proximate analysis of the total rations _____	57

7.	The total nutrients intake (Kg/head/day)	59
8.	Apparent digestion coefficient for the experimental ration	60