


Ain Shams University
Faculty of Science



SOME PHYSIOLOGICAL STUDIES ON THE GROWTH RETARDANT PHOSPHON-D

A Thesis


49213

Submitted In Partial Fulfillment For The Degree
of

MASTER OF SCIENCE (M. SC.)

IN

BOTANY (Plant Physiology)



By

Sahar Ahmed Mohamed El-Khawas

(B. Sc.)

581.183

S.A

Supervisors

Hassan Foda **Prof. Dr. H.A. Foda**
Prof. of Plant Physiology

Raifa Hassanein
Kamel El-Telwany Faculty of Science,
Ain Shams University

Prof. Dr. R.A. Hassanein

Professor of Plant Physiology,

Faculty of Science,

Ain Shams University


Dr. K. A. El-Telwany

Lecturer of Plant Physiology,

Faculty of Science,

Ain Shams University

1993



M. Sc. THESIS

Name : *Sahar Ahmed Mohamed A. El-Khawas*

Title : Some Physiological Studies on the Growth Retardant Phosphon-D.

Degree: Master of Science (Botany)

Supervisors

Prof. Dr. Hassan Anwar Foda, Professor of Plant Physiology, Faculty of Science, Ain Shams University.

Prof. Dr. Raifa Ahmed Hassanein, Professor of Plant Physiology, Faculty of Science, Ain Shams University.

Dr. Kamal Ahmed El-Telwany, Lecturer of Plant Physiology, Faculty of Science, Ain Shams University

Head of Botany Department

Prof. Dr. W. El-Saadawi



ACKNOWLEDGMENT

I wish to express my deepest gratitude to Dr. Hassan Anwar Foda, professor of plant physiology and Dr. Raifa Ahmed Hassanein, professor of plant physiology and Dr. Kamal Ahmed El-Telwany lecturer of plant physiology, Faculty of Science, Ain Shams University, for suggestion the point of research, supervision, constructive criticism, continuous discussion and help throughout this work.

I express also my thanks and gratitude to prof. Dr. W. El-Saadawi, Head of Botany Department, Faculty of Science, Ain Shams University.

I also express my deep thanks to Dr. A.S Nowaihi, Ex-Head of Botany Department, Faculty of Science, Ain Shams University and all members of this department for their continuous encouragement and interest.

Sahar A. El-Khawas

This Thesis has not previously been submitted for a degree at
this or any other university.

Sahar Ahmed Mohamed Ahmed El-Khawarizmi

Signature :

This Thesis is Dedicated To :

*My Big Family
and
Small One*

CONTENTS

	Page
ACKNOWLEDGMENTS	
List of Tables	I
List of Figures	IV
List of Plates	VII
PART 1 : INTRODUCTION	1
PART 2 : MATERIAL AND METHODS	18
Extraction, Separation and Bioassay of Growth Regulating Substances	18
Estimation of Photosynthetic Pigments	25
Estimation of Carbohydrates	26
Estimation of direct reducing value (D.R.V)	26
Estimation of reducing value after sucrose hydrolysis (T.R.V.)	27
Estimation of polysaccharides	28
Estimation of Nitrogenous Constituents	28
Estimation of total soluble-nitrogen	28
Estimation of amino-nitrogen	30
Estimation of total-nitrogen	33
Quantitative Estimation of Nucleic acids	33
Ribonucleic acid (RNA) content	34
Deoxyribonucleic acid (DNA) content	34
Estimation of the Activities of certain Enzymes	37
Assay of IAA-oxidase activity	37

Assay of peroxidase activity	38
Assay of polyphenol oxidase activity	38
Assay of RN-ase activity	39
Determination of Certain Minerals	40
Determination of phosphorus	41
Determination of calcium	42
Determination of iron	44
Determination of boron	47
Soil Analysis	49
 PART 3: EXPERIMENTAL RESULTS	
Effect of Seed Soaking in Phosphon-D on Growth, Yield, Growth Regulating Substances and Metabolism of <i>Vicia faba</i> plant.	50
Growth responses	53
Changes in Growth Regulating substances	75
Auxin and growth inhibitor contents.	75
Gibberellin and gibberellin-like substances	89
Cytokinin contents	96
Interaction	102
Changes in Metabolites	109
Photosynthetic pigments	109
Carbohydrate contents	110
Nitrogen contents	118
Nucleic acid contents	119

Activities of certain enzymes	127
Mineral composition	133
 PART 4 : DISCUSSION AND CONCLUSIONS	 141
PART 5 : REFERENCES	166
PART 6 : SUMMARY	189
PART 7 : ARABIC SUMMARY	

List of Tables

	Page
Table 1. Physical and chemical properties of the soil used in the present work.	52
Table 2. Growth responses. (a-o)	54
Table 3. Anatomical Features of the stem.	72
Table 4, 5,6 and 7 Chemical tests for indole compounds and certain growth inhibitors of fractionated extracts of the terminal buds of phosphon-D treated and untreated <i>Vicia faba</i> plants. Stage A, Stage B, Stage C and Stage D.	78
Table 8, 9,10 and 11 Chemical tests for indole compounds and certain growth inhibitors of fractionated extracts of the roots of phosphon-D treated and untreated plants. Stage A, Stage B, Stage C, and Stage D.	85
Table 12. Chemical tests for Gibberellin substances of the fractionated extracts of the terminal buds of phosphon-D treated and untreated <i>Vicia faba</i> plants at different stages of development.	92
Table 13. Chemical tests for Gibberellin substances of the fractionated extracts of the roots of phosphon-D treated and untreated <i>Vicia faba</i> plants at different stages of development.	95

Table 14.	Chemical test of purine substances which may have cytokinin activity in the fractionated extract of the terminal buds of phosphon-D treated and untreated <i>Vicia faba</i> plants at different stages of development.	98
Table 15.	Chemical test for purine substances which may have cytokinin activity of the fractionated extracts of the roots of phosphon-D treated and untreated <i>Vicia faba</i> plants at different stages of development.	101
Table 16.	Effect of seed treatment with phosphon on the photosynthetic pigment of leaves of <i>Vicia faba</i> plants during the different stages of development. Values listed are expressed as mg pigment per g fresh weight. Each value is a mean of 4 samples.	111
Table 17.	Effect of seed treatment with phosphon-D on the carbohydrate contents of shoots of <i>Vicia faba</i> plants during the different stages of their development. Values listed are expressed as mg glucose equivalent per 100 g dry weight. Each value is a mean of 4 samples.	114
Table 18.	Effect of seed treatment with phosphon-D on the carbohydrate contents of roots of <i>Vicia faba</i> plants during the different stages of their development. Values listed are expressed as mg glucose equivalent per 100 g dry weight. Each value is a mean of 4 samples.	116

Table 19.	Effect of seed treatment with phosphon on the nitrogenous constituents of shoots of <i>Vicia faba</i> plants during the different stages of their development. Values listed are expressed as mg nitrogen per 100 g dry weight. Each value is a mean of 4 samples.	120
Table 20.	Effect of seed treatment with phosphon-D on the nitrogenous constituents of roots of <i>Vicia faba</i> plants during the different stages of their development. Values listed are expressed as mg nitrogen per 100 g dry weight. Each value is a mean of 4 samples.	122
Table 21.	Effect of seed treatment with phosphon-D on the nucleic acid contents (DNA & RNA) of shoots and roots of <i>Vicia faba</i> plants during the different stages of their development. Values listed are expressed as mg nucleic acid per 100 g dry weight. Each value is a mean of 4 samples.	125
Table 22.	Effect of different concentrations of phosphon-D on the changes in activities of certain enzymes in <i>Vicia faba</i> shoots. Values listed are expressed as the changes in enzyme activities per g fresh weight per hour. Each value is a mean of 2 samples.	129
Table 23.	Effect of different concentrations of phosphon-D on the changes in activities of certain enzymes in <i>Vicia faba</i> roots. Values listed are expressed as the changes	131

in enzyme activities per g fresh weight per hour.
Each value is a mean of 2 samples.

Table 24. Effect of phosphon-D on the mineral composition of 137
shoots of *Vicia faba* plants during the different stages
of their growth and development. Values listed are ex-
pressed as mg per 100 g dry weight. Each value is a
mean of 4 samples.

Table 25. Effect of phosphon-D on the mineral composition of 139
roots of *Vicia faba* plants during the different stages
of their growth and development. Values listed are ex-
pressed as mg per 100g dry weight. Each value is a
mean of 4 samples.

List of Figures

	Page
Figure 1. Standard curve for glucose	29
Figure 2. Standard curve for glycine	32
Figure 3. Standard curve for RNA	35
Figure 4. Standard curve for DNA	36
Figure 5. Standard curve for phosphorus	43
Figure 6. Standard curve for iron	46
Figure 7. Standard curve for boron	48
Figure 8. Effect of seed treatment with phosphon-D on the auxin and the growth inhibitor contents of the terminal buds of <i>Vicia faba</i> plants at different stages of their growth and development.	77
Figure 9. Effect of seed treatment with phosphon-D on the auxin and the growth inhibitor contents of the roots of <i>Vicia faba</i> plants at different stages of their growth and development.	84
Figure 10. Effect of seed treatment with phosphon-D on the gibberellin and gibberellin-like substances of the terminal buds of <i>Vicia faba</i> plants at different stages of their growth and development.	91
Figure 11. Effect of seed treatment with phosphon-D on the gibberellin and gibberellin-like substances of the roots of <i>Vicia faba</i> plants at different stages of their growth and development.	94

Figure 12. Effect of seed treatment with phosphon-D on cytokinin contents of the terminal buds of <i>Vicia faba</i> plants at different stages of their growth and development.	97
Figure 13. Effect of seed treatment with phosphon-D on cytokinin contents of the roots of <i>Vicia faba</i> plants at different stages of their growth and development.	100
Figure 14. Interaction between phosphon-D and IAA	104
Figure 15. Interaction between phosphon-D and GA_3	106
Figure 16. Interaction between phosphon-D and BA	108
Figure 17. Effect of seed treatment with phosphon-D on photosynthetic pigment contents of leaves of <i>Vicia faba</i> plants during the different stages of growth and development.	112
Figure 18. Effect of treatment with phosphon-D on carbohydrate contents of shoots of <i>Vicia faba</i> plants during the different stages of their development.	115
Figure 19. Effect of treatment with phosphon-D on carbohydrate contents of roots of <i>Vicia faba</i> plants during the different stages of their development.	117
Figure 20. Effect of seed treatment with phosphon-D on nitrogen content of shoots of <i>Vicia faba</i> plants during their different stages of growth and development.	121
Figure 21. Effect of seed treatment with phosphon-D on nitrogen	123