



شبكة المعلومات الجامعية

بِسْمِ اللَّهِ الرَّحْمَنِ الرَّحِيمِ





شبكة المعلومات الجامعية



شبكة المعلومات الجامعية

التوثيق الالكتروني والميكرو فيلم



# جامعة عين شمس

التوثيق الالكتروني والميكرو فيلم

قسم

نقسم بالله العظيم أن المادة التي تم توثيقها وتسجيلها  
على هذه الأفلام قد أعدت دون أية تغيرات



يجب أن

تحفظ هذه الأفلام بعيداً عن الغبار

في درجة حرارة من 15 – 20 مئوية ورطوبة نسبية من 20-40 %

To be kept away from dust in dry cool place of  
15 – 25c and relative humidity 20-40 %



شبكة المعلومات الجامعية



# بعض الوثائق الأصلية تالفة





شبكة المعلومات الجامعية



بالرسالة صفحات

لم ترد بالأصل

**PREVALENCE, DIAGNOSIS AND  
MANAGEMENT OF  
PHYLLODES TUMOUR OF THE BREAST**

***THESIS***

**Submitted in Partial Fulfilment for the Requirement  
For M. D. in (General Surgery)**

***By***

***MOSTAFA ABD EL AZIZ AHMED***

**M. Sc. General Surgery  
Aswan Teaching Hospital**

**Supervised By**

**Prof. Dr.**

***A. M. El Shinnawy***

**Prof. of Gen. Surgery**

**Ain Shams Faculty of Medicine**

**Prof. Dr.**

***M. Osama Touny***

**Prof. of Gen. Surgery**

**Military Medical Academy**

**Prof. Dr.**

***M. Abd El Moneim M.***

**Prof. of Gen. Surgery**


**Ain Shams Faculty of Medicine**

**Dr.**

***Tarek Ismail A.***


**Assistant Prof. of Gen. Surgery**

**Ain Shams Faculty of Medicine**



2001





100

100

100

100

100

100

100

100

100

100

100

100

100

100

100

100

## **ACKNOWLEDGMENT**

***First and foremost thanks to God. The most merciful and beneficial***

***I am*** greatly honoured to express my deep gratitude and thanks to my eminent professor Dr. A. M. El Shinnawy, the father of Surgery for his generous supervision.

***I wish*** to express my gratitude and thanks to professor Dr. M. Abd El Moneim for his sound supervision and kindly advice.

***I am*** deeply indebted and grateful to my professor Dr. M. Osama Touny, professor of General Surgery and Consultant of Surgical Oncology, Armed Forces and Military Medical Academy, for his continuous guidance and help through this work. I deeply appreciate his fatherly encouragement, not only in this work but in a long period in my surgical career.

***I*** would like to express sincere gratitude to Dr. Tarek Ismail for his kindly help and useful advises.

***It*** is a special pleasure to acknowledge the generous and sincerely support provided by Dr. Saad Eissa, professor of pathology, National Cancer Institute for kindly support by files and cases.

***Finally I*** am indebted to my colleagues who have expressed interest and encouragement in the development of this work..



6

11

2

5

1000  
1000

11

1000

1000

11

11

1000

1000

1000


# **CONTENTS**

	<b>Page</b>
<b>INTRODUCTION AND AIM OF THE WORK</b>	<b>1</b>
<b>REVIEW OF LITERATURE</b>	<b>3</b>
<b>I. ANATOMY OF THE BREAST</b>	<b>3</b>
<b>EMBRYOLOGY OF THE BREAST</b>	<b>3</b>
<b>II. PATHOLOGY OF THE BREAST TUMOURS</b>	<b>11</b>
<b>III. PATHOLOGY OF CYSTOSARCOMA PHYLLODES</b>	<b>25</b>
<b>THE MICROSCOPIC PICTURE OF CYSTOSARCOMA PHYLLODES</b>	<b>29</b>
<b>HISTOLOGICAL FEATURES OF BENIGN AND MALIGNANT PHYLLODES</b>	<b>31</b>
<b>CLINICAL PICTURE OF CYSTOSARCOMA PHYLLODES</b>	<b>37</b>
<b>RELATIONSHIP OF HISTOLOGICAL FEATURES TO BEHAVIOUR OF CYSTOSARCOMA PHYLLODES</b>	<b>47</b>
<b>DIAGNOSIS OF CYSTOSARCOMA PHYLLODES</b>	<b>51</b>
<b>TREATMENT OF CYSTOSARCOMA PHYLLODES</b>	<b>54</b>
<b>MATERIAL AND METHODS</b>	<b>65</b>
<b>OUTPUT RESULTS</b>	<b>69</b>





<b>DISCUSSION</b>	79
<b>SUMMARY</b>	93
<b>REFERENCES</b>	95
<b>ARABIC SUMMARY</b>	107



**INTRODUCTION  
AND  
AIM OF THE WORK**



12.10.19

12.10.19

1

1

1.1

1.1

1.1.1

1.1.1

1.1.1

1.1.1

1.1.1

1.1.1

1.1.1

1.1.1

1.1.1

1.1.1