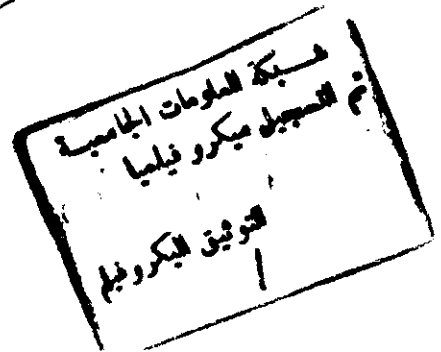



بِسْمِ اللَّهِ الرَّحْمَنِ الرَّحِيمِ



STRUCTURAL ENGINEERING DEPARTMENT
FACULTY OF ENGINEERING
AIN SHAMS UNIVERSITY

SEISMIC RESPONSE OF HISTORICAL
MASONRY MINARETS

MASTER'S DEGREE THESIS

59618

24.18

S.K.K

Submitted By


Sherif kamal Elwan


B.Sc. Structural Engineering, May, 1991

Thesis Supervisor

Prof. Dr. Amin Saleh Aly

1997





EXAMINERS COMMITTEE

Name, Title, and Affiliation

Signature

1- Prof. Dr. Mohamed Rasheed Shehata

Professor of Structural Engineering.


Alexandria University



2- Prof. Dr. Adel Helmy Salem

Professor of Structural Engineering.


Ain Shams University



3- Prof. Dr. Amin Saleh Aly

Professor of Structural Engineering.

Ain Shams University



Date 6 / 1 / 1997

STATEMENT

This dissertation is submitted to Ain Shams University for the degree of master of science in civil engineering (structural).

The work included in this thesis was carried out by the author in the department of civil engineering (structural division), Ain Shams university, from February 1995 to October 1996. No part of the thesis has been submitted for a degree or a qualification at any other university or institution.

Date: ..6 / ..1.. / 1997

Name : ..Sherif Elwan

Signature: .. ..

ACKNOWLEDGMENTS

The writer wishes to express his special thanks and gratitude to Prof. Dr. Amin Saleh Ali, Prof. of Structural Engineering, Ain shams university, for his kind supervision, parental guidance, constructive criticism and generous support which have truly helped in bringing this work to a successful end.

The writer is also grateful to Dr. Essam El- Kordi, Structural Engineering Department, Alexandria university and Eng. Nasr El- Din Mahmoud, senior structural engineer, Arab Contractors Co. for their continuous encouragement , helpful suggestions and generous collaboration.

The writer also wishes to extend his thanks to the staff of the Arab Contractors Co. . for their contributions in the achievement of this research.

CONTENTS

	Page
ACKNOWLEDGEMENTS	I
TABLE OF CONTENTS	II-IV
LIST OF FIGURES	V-VII
LIST OF TABLES	VIII-IX
ABSTRACT	X-XI
NOTATIONS	XII-XIV
 CHAPTER 1 : INTRODUCTION	
1.1 General	1-2
1.2 Literature Review	2-3
1.2.1 Comments	2-3
1.3 Objectives	3-4
1.4 Scope and Contents	4-5
 CHAPTER 2 : HISTORICAL BACKGROUND	
2.1 General	6
2.2 Architectural Development	7-13
2.2.1 Fatimid Minarets	8-9
2.2.2 Ayyubid Minarets	10
2.2.3 Early Mamluk Minarets	10-11
2.2.4 Qaytbay's Reign Minarets	11
2.2.5 AL-Ghury Reign's Minarets	11-12
2.2.6 Ottoman Minarets	12-13
2.3 Construction Materials	13-17
2.4 Construction Technique	17-18
2.5 Structural Concept	18-20
2.6 Earthquake Excitation	20-30
2.6.1 Size of Earthquake	21-23
2.6.2 Ground Motion	24-26

2.6.3 Seismic Hazard in Egypt	26-30
2.7 Seismic Vulnerability of Historical Masonry Minarets	30-31
2.8 Damage Survey	31-33

CHAPTER 3: MODELING AND SIMULATION

3.1 General	34
3.2 Finite Element Method	34-36
3.3 Selection of Element	37
3.4 Properties of Element	37-45
3.4.1 Material Investigation	38
3.4.2 Masonry Characteristics	38-42
3.4.3 Properties of Filling Material	42
3.4.4 Idealization of Element Section	42-45
3.5 Soil-Structure Interaction	45-50
3.5.1 Properties of Soil	45-46
3.5.2 Type of Foundation	46-50
3.6 Damping Effect	50-51
3.7 Adjacent Mosque Effect	52

CHAPTER 4 : METHODS OF ANALYSIS

4.1 General	53-54
4.2 Static Gravity Analysis	55
4.3 Vibration Mode Shapes and Natural Frequencies	55-61
4.3.1 Inverse Iteration Method	56-57
4.3.2 Sweeping Procedure	57-58
4.3.3 Rumman Approach	58-59
4.3.4 Empirical Methods	59-61
4.3.4.1 Egyptian Code of Practice for Loads	59-60
4.3.4.2 National Building Code of Canada (NBC)	60
4.3.4.3 Distributed mass and stiffness procedure	60
4.3.4.4 Rayleigh Period	60-61
4.4 Forced Vibration Analysis	62-79

4.4.1 Governing Equation of Motion	62-63
4.4.2 Modal Equations of Motion	63-65
4.4.3 Multi- Modal Response Spectrum Analysis	66-70
4.4.4 Step-by-Step Analysis Procedure	70-74
4.4.5 Equivalent Static Earthquake Procedure	74-79
4.4.5.1 Egyptian Code of Practice For Loads	74-76
4.4.5.2 National Building Code of Canada (NBC)	76-77
 CHAPTER 5 : NUMERICAL ANALYSIS	
5.1 General	80-81
5.2 Historical and Present Situation Survey	82-84
5.3 Material Investigation	84-85
5.4 Local Soil Conditions	85-87
5.5 Proposed Model and Assumptions	87-90
5.6 Mode Shapes and Periods	90-96
5.6.1 Parametric study	94-96
5.7 Seismic Response Analysis	96-106
5.7.1 Parametric Study	105-106
5.8 Seismic Vulnerability Assessment	107-110
 CHAPTER 6: SUMMARY AND CONCLUSION	
6.1 Summary	111-115
6.1.1 Minaret Data	113-114
6.1.2 Seismic Data	114
6.1.3 Mathematical Model	114
6.1.4 Analysis	114
6.1.5 Results	115
6.2 Conclusion	115-118
6.3 Further Studies	118-119
 REFERENCES	120-122
APPENDIX A	123-125
APPENDIX B	126-126

LIST OF FIGURES

No.	Title	Page
2.1	Roman lighthouses - The pharos of Alexandria.	7
2.2	The minarets of Al-Hakim.	8
2.3	The minaret of Al-Juyushi.	9
2.4	The minaret of Al- Saleh Najm Al- Din.	10
2.5	The minaret of Sanjar Al- Gawli.	10
2.6	The minaret of Qaytbay.	12
2.7	The minaret of Qanibay Al- Ramah.	12
2.8	The minaret of Al- Husayn Shrine.	13
2.9	Different arrangement of stone blocks.	15
2.10	Types of masonry walls.	16
2.11	Transverses sections of the classic Cairene minarets.	19
2.12	Direction of seismic waves.	19
2.13	Strong motion record- San Fernando Earthquake.	25
2.14	Preliminary map of MMI distribution of 1992, Cairo EQ.	28
2.16	Seismic hazard maps of Egypt according to different studies	29
2.17	Resultant seismic hazard map of Egypt.	29
2.17	Seismic activity regions according to Egyptian code for loads	30
2.18	Observed damage patterns during past Earthquakes	32
2.19	Falling of the top part of a historical minaret in Cairo.	33
3.1	Flow diagram of finite element modeling in a dynamic problems.	36
3.2	Typical cross sections of both minaret stool and minaret body.	38
3.3	Verification of masonry wall model under static loading.	41

3.4	Verification of masonry wall model under dynamic loading.	42
3.5	Typical cross section of multiple leaf masonry wall.	43
3.6	A model for the ultimate strength of a typical cross section of the minaret.	44
3.7	Cumulative model of soil- structure interaction(structure with fixed base).	47
3.8	Cumulative model of soil- structure interaction(fixed base with embedded portion)	48
3.9	Cumulative displacement due to soil-structure interaction.	49
3.10	Representation of minaret foundation.	50
4.1	Representation of symbols for Rayleigh's approximation	61
4.2	Earthquake excitation of generalized coordinate system	62
4.3	Multi-degree-of-freedom-system subjected to support motion	64
4.4	Response spectrum curve- El Centro Earthquake	66
4.5	Basic design response spectra curve (Newmark & Hall)	64
4.6	Design response spectra curve for the Egyptian region-Firm soil	68
4.7	Design response spectra for Egyptian region-soft soil	68
4.8	Linear interpolation of ground motion	68
4.9	Representation of symbols- Equivalent static analysis	76
4.10	A typical example of seismic response factor	79
4.11	Representation of symbols - Equivalent static analysis(IAEE)	79
5.1	The minaret of Al- Ghury.	82
5.2	Longitudinal and cross sections of Al- Ghury minaret	83
5.3	General layout of the site and locations of boreholes	86
5.4	Longitudinal section of borhole No.2 beside the minaret	88
5.5	Coefficient of lateral subgrade reaction according to Terzaghi	89
5.6	Schematic diagram of the proposed model for analysis	91
5.7	Acceleration spectra for different site conditions	92
5.8	Vibration mode of shape of the first three modes.	93