


MATERNAL PLASMA D-DIMER LEVELS IN NORMAL AND COMPLICATED PREGNANCIES

Thesis

**Submitted for partial fulfilment of
Master Degree in Obstetrics and Gynecology**

By


Zenab Abd El-Bar Abd El-Hamid
M.B.B.CH. (ELAZHAR UNIVERSITY)



Supervised By

Prof.Dr. MAHER ABD ELRAZEK OMRAN

**Professor of Obstetrics & Gynecology
Faculty of Medicine, Ain Shams University**




Dr. MOHAMED ASHRAF M. F. KORTAM

**Assistant Professor of Obstetrics and Gynecology
Faculty of Medicine, Ain Shams University**

Dr. MONA AHMED WAHBA

**Lecturer in clinical Pathology
Faculty of Medicine, Ain Shams University**



**Faculty of Medicine
Ain Shams University
1997**



MATERNAL PLASMA D-DIMER LEVELS IN NORMAL AND COMPLICATED PREGNANCIES

Thesis

Submitted for partial fulfilment of

Master Degree in Obstetrics and Gynecology

By

Zenab Abd El-Bar Abd El-Hamid

Supervised By

Prof.Dr. MAHER ABD ELRAZEK OMRAN

Professor of Obstetrics & Gynecology
Faculty of Medicine, Ain Shams University


Dr. MOHAMED ASHRAF M. F. KORTAM

Assistant Professor of Obstetrics and Gynecology
Faculty of Medicine, Ain Shams University


Dr. MONA AHMED WAHBA

Lecturer in clinical Pathology
Faculty of Medicine, Ain Shams University

Faculty of Medicine
Ain Shams University
1997



54756





بسم الله الرحمن الرحيم
وعلمك ما لم تكن تعلم
وكان فضل الله عليك عظيما

صلى الله العظيم

(النساء و ٨١٣)

ACKNOWLEDGEMENT

I would like to express my appreciation and deep gratitude to Prof. Dr. Maher Abd Elrazek Ahmed Omran, Professor of Gynecology and Obstetrics, Faculty of Medicine, Ain Shams University for his patience, perseverance in supervising this work, his unlimited help, valuable advice and kind encouragement. Without his laborious guidance, this work would not have been possible.

It is great to be supervised by Ass.Prof.Dr. Mohamed Ashraf Mohamed Farouk Kortam, Assistant Professor of Gynecology and Obstetrics, Faculty of Medicine, Ain Shams University, his vast experience in supervising such works offered me a great deal of confidence. My grateful appreciation and deep indebtedness to him are far shorter than his rights, for his endless efforts and constant guidance.

I wish to express my deep thanks and gratitude to Dr. Mona Ahmed Wahba, lecturer in clinical pathology, Faculty of Medicine, Ain Shams University for her great help and continuous guidance and for offering me much of her time and effort. Her careful supervision and guidance are unforgettable.



To My Husband

and My Mother

With deep Love and Gratitude



CONTENTS

INTRODUCTION AND AIM OF THE WORK	(1)
REVIEW OF LITERATURE	
1- Chapter I:	
- Pre-eclampsia	(3)
1- Chapter II:	
- Preterm labor	(20)
1- Chapter III:	
- Physiology of hemostasis	(42)
 SUBJECTS AND METHODS	 (69)
RESULTS	(75)
DISCUSSION	(102)
SUMMARY AND CONCLUSION	(111)
REFERENCES	(114)



LIST OF TABLES

Tables of Review:

- Table (1):** (7)
Criteria of severity of preeclampsia
- Table (2):** (37)
Scoring system to identify patients at
high risk for preterm labor
- Table (3):** (41)
Some component of blood vessel wall
- Table (4):** (43)
Nomenclature for coagulation factors
- Table (5):** (44)
Some properties of coagulation factors

Tables of Results:

- Table (1):** (75)
Comparison between cases and controls
as regards age, parity and gestational
age (G.A).
- Table (2):** (76)
Comparison between patients with
Preeclampsia and controls as regards
systolic and diastolic blood pressure.

List of tables and figures

Table (3):	(78)
Mean D-dimer values in cases and controls.	
Table (4):	(80)
Comparison of mean D-dimer values in patients with preeclampsia and preterm labor.	
Table (5):	(82)
Mean of D-dimer values in mild preeclampsia and severe preeclampsia.	
Table (6):	(84)
Comparison between cases and controls as regards hemoglobin concentration (Hb) and platelets count.	
Table (7):	(86)
Comparison between preeclampsia and preterm labor subgroups as regards hemoglobin concentration and platelets count.	
Table (8):	(90)
Comparison of serum fibrinogen level, prothrombin time, and partial thromboplastin time in cases and controls.	
Table (9):	(93)
Comparison between preeclampsia patients and controls as regards different D-dimer values.	

List of tables and figures