

Mid - Luteal Serum Progesterone In Early Recurrent Abortion

A Thesis

Submitted for the Partial Fullfillment of
Master Degree In Obstetrics And Gynecology

By

Abdel Rahim Mohammed El Sagheer
M.B.B. Ch. Assuit University

Supervised by

* Professor AHMED ISMAIL ABOU - GABAL
Professor of obstetrics and Gynecology
Faculty of Medicine, Ain Shams University,




* Dr. IHAB HASSAN ABDEL FATTAH
Assistant Professor of obstetrics & Gynecology
Faculty of medicine
Ain Shams University

And

* Professor MONA MOHAMMED RAFEK
Professor of Clinical Pathology
Faculty of Medicine, Ain Shams University

Faculty of Medicine, Ain shams University.

1996



**TO MY
PARENTS**

ACKNOWLEDGEMENT

*I would like to express my deepest gratitude and appreciation to Professor **AHMED ISMAIL ABOU-GABAL**, Professor of Obstetrics and Gynaecology, Faculty of Medicine, Ain-Shams University, for his continuous guiding, supervision and encouragement throughout the whole work.*

*I also wish to express my sincere thanks to Dr. **IHAB HASSAN ABDEL-FATTAH**, Assistant Professor of Obstetrics and Gynaecology, Faculty of Medicine, Ain-Shams University, for his kind revision, constructive criticism and creative thoughts throughout the work.*

*My deepest thanks and appreciation to Professor **MONA MOHAMMED RAFEK**, Professor of Clinical Pathology, Faculty of Medicine, Ain-Shams University, for her kind help and guide through this work.*

Abdel Rahim Mohammed El-Sagheer

CONTENTS

	Page
* INTRODUCTION —————	3
* AIM OF THE WORK —————	7
* REVIEW OF LITERATURE:	
- Normal Ovulatory Cycle —————	11
- Progesterone Hormone —————	23
- Recurrent Abortion —————	28
- The Luteal Phase Defect —————	50
* MATERIAL AND METHOD —————	83
* RESULTS OF THE STUDY —————	87
* DISCUSSION —————	103
* SUMMARY —————	111
* REFERENCES —————	115
* ARABIC SUMMARY	

List of Tables

Table 1A	Results of the study	91 - 92 - 93 - 94
1 B		
1 C		
Table 2	Age of the study groups	95
Table 3	Consanguinity	95
Table 4	Mean progesterone level	96
Table 5	Prevelance of LPD in	
Table 6	different groups	97

List of Figures

Figure 1	Mean progesterone level in different groups ..	96
Figure 2	Prevelance of LPD in	
Figure 3	differmt group	98 - 99

List of Abbreviations

ACL	Anticardio-Lipin antibodies
APTT	Activated partial thromboplastin time
B.B.T	Basal body temprature
CL	Corpus luteum
Consang.	Consanguinity
HCG	Human Chorionic gonadotropin
HMG	Human menopausal gonadotropin
FSH	Follicle stimulating hormone
LA	Lupus anti coagulant
LH	Luteinizing hormone
LPD	Luteal phase defect

INTRODUCTION

