

**AUTOCATALYTIC (ELECTROLESS) DEPOSITION
OF THE TERNARY ALLOY (Ni-P-B)**

**"THE ELECTROCHEMISTRY OF THE PROCESS
AND SOME DEPOSIT PROPERTIES"**

Thesis

Submitted by

Sanaa Abdel Halim Mohamed

(M.Sc. chemistry)

National Research Center

Pilot Plant Laboratory

To

Chemistry Department

Faculty of Science

Ain Shams University

For the Degree of Ph.D. of science
(Chemistry)

Advisors

Prof.Dr.Sayed Sabet Abdel Rehim

Prof. of Physical Chemistry, Faculty of
Science,

Ain Shams University

Prof.Dr.Maha F. Shaffei

Chemical Engineer and Pilot
Plant Department

National Research Center

Prof.Dr.Nagwa El-Ibiari

Chemical Engineer and Pilot Plant
Department

National Research Center.



بِسْمِ اللَّهِ الرَّحْمَنِ الرَّحِيمِ

ربنا
لا تؤاخذنا
بنسبنا
أو
أخطائنا

صدق الله العظيم

«سورة البقرة ٢٨٦»

AUTOCATALYTIC (ELECTROLESS) DEPOSITION OF THE TERNARY ALLOY (NI-P-B)


"THE ELECTROCHEMISTRY OF THE PROCESS AND SOME DEPOSIT PROPERTIES"

Thesis Advisor

Approved

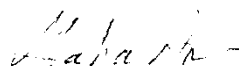
Prof. Dr. Sayed Sabet Abdel Rehim

Prof. of Physical Chemistry, Faculty of Science,
Ain Shams University



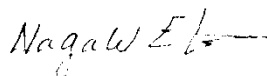
Prof. Dr. Maha Shaffei

Chemical Engineer and Pilot Plant Department
National Research Center




Prof. Dr. Nagwa El-Ibiari

Chemical Engineer and Pilot Plant Department
National Research Center.



Head of Chemistry Department



Prof. Dr. A.F.M. Fahmy

Name of Student : *Sanaa Abdel-Halim Mohamed*

Degree Awarded : M.Sc. in Chemistry, 1982

Faculty : Science

University : Ain Shams

Acknowledgment

Thanks to Allah whom without thee, this work would not have been done.

The author wishes to express her sincere appreciation and gratitude to Prof. Dr. Sayed Sabet Abdel Rehim, professor of physical chemistry, Faculty of science, Ain Shams University, for suggesting and supervising this work.

The author is greatly indebted to Prof. Dr. Maha Farid Shaffei, Chem. Eng. and Pilot Plant Dept., N.R.C. for her constant supervision and valuable guidance.

The author wishes to extend her deepest gratitude to Prof. Dr. Nagwa El-Ibiari, Chem. Eng. and Pilot Plant Dept., N.R.C. for her encouragement, continuous supervision and fruitful discussions during the course of this research.

Contents

	Page
<u>Chapter One:</u>	
1. Introduction.	
1.1. Separation of Metals.	1
1.1.1. Electrolytic processes.	1
1.1.2. Non-electrolytic processes.	1
1.2. Autocatalytic Deposition of Nickel.	4
1.2.1. Historical Background.	4
1.2.2. Technology of Autocatalytic Nickel Plating.	5
1.3. Autocatalytic Nickel Bath composition.	5
1.4. Chemistry and Mechanism of Autocatalytic Nickel Process.	6
1.4.1. Autocatalytic Reduction by Hypophosphite.	6
1.4.2. Autocatalytic Reduction by Borohydride.	5
1.5. Pretreatment of Aluminum Substrate.	20
1.6. Kinetics of the Electroless Plating Process.	22
1.7. The Effect of Some Additives on Plating Rate and Bath Stability.	24
1.8. Deposit Analysis.	25
1.9. The Deposit Properties.	27
1.9.1. X-ray diffraction and Surface morphology.	27
1.9.2. Corrosion Resistance of Electroless Nickel.	28
1.9.3. Hardness of the Deposit.	31
1.9.4. Adhesion of the Deposit.	32
Aim of the Work.	34

Chapter Two :

2. Experimental

2.1. The Electroless Plating Bath.	36
2.2. The Substrates.	37
2.3. The Electroless Plating Process.	41
2.4. Kinetics of the Electroless Process.	45
2.5. Effect of Additives.	50
2.5.1. The Plating Rate.	50
2.5.2. Bath Stability.	51
2.6. Deposit Analysis.	52
2.7. Test Techniques.	53
2.7.1. X-ray Diffraction Analysis.	53
2.7.2. Surface Morphology Examination	54
2.7.3. Corrosion Behaviour of E(Ni-P-B) alloy.	54
2.7.4. Micohardness Measurement	56
2.7.5. Deposit Thickness.	59
2.7.6. Adhesion test.	60
2.7.7. Appearance.	60

Chapter Three :

3. Results and Discussion

3.1. Pretreatment of Aluminum Substrate.	61
3.2. The Optimum Composition of Plating Bath.	66

3.3. Kinetics of the Electroless Process.	75
3.4. Effect of Additives.	96
3.4.1. The Plating Rate.	96
3.4.2. Bath Stability.	100
3.5. Deposit Composition.	102
3.6. Properties of the E (Ni-P-B) Deposits.	115
3.6.1. X-ray Diffraction Analysis.	115
3.6.2. Surface Morphology.	126
3.6.3. Corrosion Behaviour of E (Ni-P-B).	134
3.6.4. Microhardness of E (Ni-P-B) Deposit Alloy.	144
3.6.5. Thickness of E (Ni-P-B) Deposits.	150
3.6.6. Adhesion of E (Ni-P-B) Deposits.	151
3.6.7. Visual Appearance of E (Ni-P-B) Deposits.	151
Summary and Conclusions.	154
References.	159
List of Tables.	
List of Figures.	
Arabic summary.	

