

610111
102

THEORETICAL AND EXPERIMENTAL INVESTIGATIONS
OF THERMAL CONDUCTIVITY OF PLAIN AND REINFORCED
CONCRETE WITH APPLICATION TO WATER TANKS

11579

THESIS


SUBMITTED FOR THE DEGREE OF DOCTOR OF PHILOSOPHY
IN
CIVIL ENGINEERING

BY

HEBA HAMED BAHNASAWY

B.Sc. Civil Engineering, Cairo University, 1971

M.Sc. Civil Engineering, Ain-Shams University, 1979




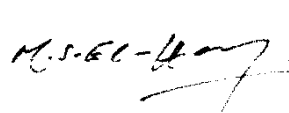

FACULTY OF ENGINEERING
AIN-SHAMS UNIVERSITY, CAIRO

[1986]

Theoretical and Experimental Investigations of Thermal
Conductivity of Plain and Reinforced Concrete With
Application to Water Tanks.

By

Heba Hamed Bahnasawy
(B.Sc. , M.Sc.)

Examiners	Signature	Date
1- Prof. Dr.-Ing. H. TEL-Arousy		7.4.86
2- Prof. Dr.-Ing. M. S. EL-Hannaway		7.4.1986 C. 18.7.1986 U.
3- Prof. Dr. A. Kermi Ata		7/4/1986
4-		



ACKNOWLEDGEMENT

The author wishes to express her deep gratitude and sincere appreciation to **Dr. Abd El-Kerim Atta**, Professor of strength of materials, Faculty of Engineering, Ain-Shams University for his guidance, generous supervision and continuous encouragement which have greatly contributed in achieving this work.

The author wishes to express her deep thanks to **Dr. Mohamed Salah El-Hoary**, Head of Public Work Department, Faculty of Engineering, Ain-Shams University for his sincere help.

Special thanks to **Dr. Ezzat Hashem Morsy**, Prof. of strength of materials, General Organization of Housing, Building and Planning Research for his help and facilities given to carry out this work. Thanks are also to the staff of strength of materials laboratory for their help.

The author is appreciated to **Dr. George Bassili Hanna**, Prof. of building physics, General Organization of Housing, Building and Planning Research for his guidance and encouragement during this work. Appreciation is also extend to his staff of Building Physics Laboratory.

Thanks are also given to **Dr. Abou Zeid Rageh**, Chairman of General Organization of Housing, Building and Planning Research for his encouragement.

Finally, the author would like to acknowledge the encouragement and support shown by her mother and her husband.

C O N T E N T S

	Page
ACKNOWLEDGEMENT.....	i
CONTENTS.....	ii
LIST OF TABLES.....	vii
LIST OF FIGURES.....	x
NOTATIONS.....	xxi
INTRODUCTION.....	xxiv
<u>CHAPTER 1</u> REVIEW OF LITERATURE ON THERMAL PERFORMANCE OF CONCRETE....	
1.1 Thermophysical Properties of Concrete.....	1
1.1.1 Thermal Conductivity.....	2
1.1.2 Specific Heat.....	12
1.1.3 Thermal Diffusivity.....	15
1.1.4 Coefficient of Thermal Expansion.....	16
1.2 Thermal Climatic Environmental Variables.....	19
1.2.1 Solar Radiation.....	20
1.2.2 Ambient Air Temperature.....	22
1.2.3 Wind Speed.....	25
1.2.4 Atmospheric Humidity.....	26
1.3 Heat Transfer Through Concrete Structures.....	26
1.3.1 Heat Flow by Conduction.....	28
1.3.2 Heat Flow by Convection.....	29
1.3.3 Heat Flow by Radiation.....	31
1.4 Thermally Induced Stresses and Deformations in Concrete Structures	34
1.5 Comments on the Review of Literature.....	42
<u>CHAPTER 2</u> SCHEME OF RESEARCH WORK.....	
2.1 Schedule of Thermal Conductivity of Plain and Reinforced Concrete	44
2.2 Schedule of Temperature Prediction and Thermally Induced Stresses of Concrete Slabs.....	45
2.3 Experimental and Theoretical Investigations Schedule of Heat Response of Reinforced Concrete Water Tank.....	45
<u>CHAPTER 3</u> THERMAL CONDUCTIVITY OF PLAIN AND REINFORCED CONCRETE.....	
3.1 Introduction.....	50
3.2 Properties of Concrete Ingredients Used in Tested Mixes.....	56
3.3 Steady State Method for Testing Thermal Conductivity.....	59
3.4 Test Procedure and Results.....	61

	Page
3.5 Discussion.....	61
3.5.1 Effect of Concrete Ingredients on Test Results.....	61
3.5.1.1 Cement Content Effect.....	61
3.5.1.2 Water-Cement Ratio Effect.....	69
3.5.1.3 Sand to Gravel Ratio Effect.....	72
3.5.1.4 Type of Coarse Aggregate Effect.....	76
3.5.1.5 Reinforcement Percentage Effect.....	76
3.5.2 Proposed General Relation Between Thermal Conductivity and Amount of Concrete Constituents.....	80
3.5.3 Proposed General Relation Between Thermal Conductivity of Concrete and its Properties.....	81
3.5.3.1 28 Days Compressive Strength of Concrete.....	81
3.5.3.2 Concrete Density.....	85
CHAPTER 4 THEORETICAL INVESTIGATION OF CONCRETE THERMAL RESPONSE....	
4.1 Introduction.....	87
4.2 One-Dimensional Model for Predicting The Temperature Distribution	88
4.3 Boundary Conditions of the Slab and Water Tank.....	90
4.3.1 Boundary Condition at the Outside Surface.....	90
4.3.2 Boundary Condition at the Slab Bottom Surface Facing the Ground.....	93
4.3.3 Boundary Condition at the Inside Surface of the Wall.....	94
4.3.4 Boundary Condition at the Inside Air.....	95
4.3.5 Boundary Condition at the Inside Water.....	96
4.3.6 Boundary Condition of the Water Exposed to Atmosphere.....	98
4.3.7 Boundary Condition of Periodicity.....	99
4.4 Finite Difference Procedure.....	100
4.5 Slab Heat Balance Equations in Finite Difference Form.....	101
4.6 Water Tank Heat Balance Equations in Finite Difference Form.....	106
4.6.1 Case of Covered Full Water Tank.....	106
4.6.1.1 Heat Balance Equations at the Outside Concrete Walls Surfaces.....	107
4.6.1.2 Heat Balance Equations Within the Concrete Walls	111
4.6.1.3 Heat Balance Equations at the Inside Surfaces of the Concrete Walls.....	112
4.6.1.4 Heat Balance Equation at the Inside Water.....	113
4.6.2 Case of Uncovered Full Water Tank.....	115
4.6.2.1 Heat Balance Equation at the Inside Water Exposed to the Atmosphere.....	115

	Page
4.6.3 Case of Covered Empty Water Tank.....	117
4.6.3.1 Heat Balance Equations at the Inside Surfaces of the Concrete Walls.....	117
4.6.3.2 Heat Balance Equation at the Inside Air.....	118
4.7 Thermally Induced Stress Analysis.....	119
4.7.1 One Dimensional Spring System Analogy.....	120
4.7.2 Basic Structural Principles.....	125
 <u>CHAPTER 5</u> PREDICTION OF TEMPERATURES AND THERMALLY INDUCED STRESSES IN CONCRETE SLABS.....	
5.1 Introduction.....	129
5.2 Theoretical Prediction of Temperatures in Concrete Slab.....	129
5.3 Experimental Verification of Temperature Values Prepicd from Suggested Mathematical Model.....	130
5.4 Comparison Between Theoritical and Experimental Concrete Temp- eratures.....	137
5.5 Theoretical Determination of Thermally Induced Stresses.....	137
5.6 Effect of Slab Thickness on Temperatures and Thermally Induced Stresses.....	143
5.7 Effect of Reinforcement Percentage on Slab Temperatures and Ther- mally Induced Stresses.....	147
 <u>CHAPTER 6</u> EXPERIMENTAL INVESTIGATION OF HEAT RESPONSE ON REINFORCED CONCRETE WATER TANK.....	
6.1 Introduction.....	150
6.2 Water Tank Model.....	152
6.2.1 Materials.....	152
6.2.2 Concrete Mix Design.....	155
6.2.3 Water Tank Construction.....	155
6.3 Test Measurements.....	156
6.3.1 Climatic Environments.....	156
6.3.1.1 Solar Radiation.....	156
6.3.1.2 Ambient Air Temperature.....	157
6.3.1.3 Wind Speed.....	158
6.3.1.4 Relative Humidity.....	158
6.3.2 Temperature Measurements.....	158
6.3.3 Strains and Deformations Measurements.....	163
6.3.3.1 Strains.....	163
6.3.3.2 Deformations.....	165

	Page
6.4 Summer Test Results and Discussions of Reinforced Concrete Water Tank Temperatures.....	169
6.4.1 Case of Covered Full Water Tank.....	170
6.4.1.1 Study of East Wall.....	170
6.4.1.2 Study of South Wall.....	172
6.4.1.3 Study of West Wall.....	174
6.4.1.4 Study of North Wall.....	175
6.4.1.5 Study of Horizontal Base.....	177
6.4.2 Case of Covered Empty Water Tank.....	178
6.4.2.1 Study of East Wall.....	186
6.4.2.2 Study of South Wall.....	187
6.4.2.3 Study of West Wall.....	188
6.4.2.4 Study of North Wall.....	190
6.4.2.5 Study of Horizontal Base.....	191
6.4.3 Case of Uncovered Full Water Tank.....	200
6.4.3.1 Study of East Wall.....	200
6.4.3.2 Study of West Wall.....	202
6.4.4 Case of Uncovered Empty Water Tank.....	207
6.4.4.1 Study of East Wall.....	207
6.4.4.2 Study of West Wall.....	209
6.5 Comparison Between the Thermal Behaviour of Water Tank Cases in Summer.....	214
6.5.1 Surfaces Temperature.....	215
6.5.2 Temperature Gradient.....	223
6.5.3 Thermal Damping Factor.....	228
6.6 Winter Test Results and Discussions of Reinforced Concrete Water Tank Temperatures.....	230
6.6.1 Case of Covered Full Water Tank.....	230
6.6.1.1 Study of East Wall.....	231
6.6.1.2 Study of South Wall.....	232
6.6.1.3 Study of West Wall.....	234
6.6.1.4 Study of North Wall and Horizontal Base.....	235
6.6.2 Case of Covered Empty Water Tank.....	244
6.6.2.1 Study of East Wall.....	244
6.6.2.2 Study of South Wall.....	246
6.6.2.3 Study of West Wall.....	247
6.6.2.4 Study of North Wall and Horizontal Base.....	248
6.6.3 Case of Uncovered Full Water Tank.....	257
6.6.3.1 Study of South Wall.....	257

	Page
6.7 Comparison Between the Thermal Behaviour of Water Tank Cases in Winter.....	262
6.7.1 Surfaces Temperature.....	262
6.7.2 Temperature Gradient.....	268
6.7.3 Thermal Damping Factor.....	272
6.8 Summer Test Results and Discussions of Reinforced Concrete Water Tank Thermal Strains and Deformations.....	274
6.8.1 Case of Covered Full Water Tank.....	274
6.8.2 Case of Covered Empty Water Tank.....	275
6.8.3 Case of Uncovered Full Water Tank.....	283
6.8.4 Case of Uncovered Empty Water Tank.....	291
6.9 Winter Test Results and Discussions of Reinforced Concrete Water Tank Thermal Strains and Deformations.....	299
6.9.1 Case of Covered Full Water Tank.....	299
6.9.2 Case of Covered Empty Water Tank.....	299
6.9.3 Case of Uncovered Full Water Tank.....	310
<u>CHAPTER 7</u> PREDICTION OF TEMPERATURES AND THERMALLY INDUCED STRESSES OF WATER TANK WALLS.....	
7.1 Introduction.....	314
7.2 Case of Covered Full Water Tank in Summer.....	315
7.2.1 Comparison Between Predicted and Measured Temperatures....	315
7.2.2 Predicted Thermally Induced Stresses.....	320
7.2.3 Comparison Between Thermally Induced Stresses Computed By Spring System Analogy and Structural Basic Principles Methods.....	328
7.3 Case of Uncovered Full Water Tank in Summer.....	331
7.4 Case of Covered Empty Water Tank in Summer.....	334
7.5 Case of Covered Full Water Tank in Winter.....	338
7.5.1 Comparison Between Predicted and Measured Temperatures...	338
7.5.2 Predicted Thermally Induced Stresses.....	344
7.6 Case of Uncovered Full Water Tank in Winter.....	347
7.7 Case of Covered Empty Water Tank in Winter.....	350
<u>CHAPTER 8</u> CONCLUSIONS AND RECOMMENDATION.....	355
APPENDIX (A) Computer Programme "SLAB".....	363
(B) Thermal Damping Factor.....	366
(C) Computer Programme "WATER TANK".....	367
REFERENCES.....	373

*

LIST OF TABLES

Table		Page
1.1	Typical Values of Thermal Conductivity of Concrete.	9
1.2	Influence of Aggregate Content on the Coefficient of Thermal Expansion.	17
1.3	Wind Speed at Cairo, Egypt.	25
1.4	Values of Emissivity and Absorptivity.	31
3.1	Coefficient of Thermal Conductivity and density from References.	51
3.2	Designation of Plain Concrete Mixes for Thermal Conductivity, Density and Compressive Strength Tests.	53
3.3	Designation of Reinforced Concrete Mixes for Thermal Conductivity, Density and Compressive Strength Tests.	54
3.4	Properties of Local Portland Cement.	55
3.5	Grading of Coarse Aggregates .	56
3.6	Physical Properties of Coarse Aggregate.	57
3.7	Grading of Sand.	57
3.8	Physical Properties of Sand.	57
3.9	Thermal conductivity, Density and Compressive Strength Test Results of Plain Concrete Samples.	64
3.10	Thermal Conductivity, Density and Compressive Strength Test Results of Reinforced Concrete Samples.	65
3.11	Thermal Conductivity Measured and Calculated Values from the Proposed Equation For Different Cement Contents.	66
3.12	Thermal Conductivity Measured and Calculated Values from the Proposed Equation for Different Water-Cement Ratios.	72
3.13	Thermal Conductivity Measured and Calculated Values from the Proposed Equation for Different Percentages of Sand in Combined Aggregates.	75

Table		Page
3.14	Thermal Conductivity Values for Different Concrete Constituents.	82
5.1	Slab Theoretical Predicted Temperatures.	133
5.2	Field Test Results on Plain Concrete Slab.	136
5.3	Predicted Thermally Induced Stresses for 10 cm Concrete Slab.	140
6.1	Temperature Response of Covered Full Water Tank (August 30, 1984).	179
6.2	Temperature Response of Covered Empty Water Tank (August 19, 1984).	193
6.3	Temperature Response of Uncovered Full Water Tank (August 28, 1984).	203
6.4	Temperature Response of Uncovered Empty Water Tank (August 22, 1984).	210
6.5	Maximum and Minimum Outside and Inside Surfaces and Air or Water Temperatures of Covered Full and Empty Water Tank.	219
6.6	Maximum and Minimum Outside and Inside Surfaces and Air or Water Temperatures of Uncovered Full and Empty Water Tank.	220
6.7	Temperature Response of Covered Full Water Tank (January 1st, 1985).	237
6.8	Temperature Response of Covered Empty Water Tank (December 25, 1984).	250
6.9	Temperature Response of Uncovered Full Water Tank (January 6, 1985).	259
6.10	Maximum and Minimum Outside and Inside Surfaces and Air or Water Temperatures of Covered Full and Empty and Uncovered Full Water Tank.	265
6.11	Relative Thermal Strains at Covered Full Water Tank Outside Walls (August 30, 1984).	276
6.12	Relative Thermal Deformations of Different Walls and Different Cases of Study in Summer.	277

Table		Page
6.13	Relative Thermal Strains at Covered Empty Water Tank Inside and Outside Walls (August 19, 1984).	284
6.14	Relative Thermal Strains at Uncovered Full Water Tank Outside Walls (August 28, 1984).	292
6.15	Relative Thermal Strains at Uncovered Empty Water Tank Inside and Outside Walls (August 22, 1984).	296
6.16	Relative Thermal Strains of Covered Full Water Tank Outside Walls (January, 1st, 1985).	300
6.17	Relative Thermal Deformations of Covered Full Water Tank Outside Walls (January 1st, 1985).	301
7.1	Comparison Between Thermally Induced Stresses Computed by Spring System analogy and Structural Basic Principles Methods.	329

LIST OF FIGURES

Figure		Page
1.1	Definition of Thermal Conductivity.	6
1.2	Variation of Conductivity With Density.	6
1.3	Variation of Thermal Conductivity With Density.	8
1.4	Correlation Between Bulk Density and Thermal Conductivity.	8
1.5	Thermal Conductivity of Concrete at Different Temperatures.	14
1.6	Volumetric Specific Heats of Normal Weight and Lightweight Concretes.	14
1.7	Influence of the Linear Coefficient of Thermal Expansion of Aggregate on the Coefficient of Thermal Expansion of Concrete.	18
1.8	Daily Amounts of Total Radiation, for Different Orientations and Horizontal Surface, Latitude 30° N. Solar Time, Cairo, Egypt(17).	21
1.9	Hourly Distribution of Air Temperature (Cairo, Egypt 30° N, Latitude).	24
1.10	Average Wind Speed for Each Month of the Year, Cairo.	27
1.11	Average Relative Humidity for Each Month of the Year, Cairo.	27
1.12	Vertical Distribution of Longitudinal Thermal Strain.	40
1.13	Influence of Thermal Load on Stress in Concrete Structures.	40
1.14	General Section Subjected to Increment Free Strain.	40
2.1	Schedule of Thermal Conductivity Experimental Work.	47
2.2	Schedule of Slabs Theoretical and Experimental Work.	48
2.3	Schedule of Water Tank Experimental and Theoretical Study.	49

Figure		Page
3.1	Gradiation Curves of Gravel, Crushed Limestone, Crushed Basalt and Sand.	58
3.2	Sketch of Steady -State Thermal Conductivity Test Apparatus.	62
3.3	Steady State Thermal Conductivity Test Apparatus.	63
3.4	Relation Between Cement Content and Thermal Conductivity, Density and Compressive Strength.	67
3.5	Polynomial Relation Between Thermal Conductivity and Cement Content.	68
3.6	Relation Between Thermal Conductivity, Density Compressive Strength and Water/Cement Ratio by wt.	70
3.7	Exponential Relation Between Thermal Conductivity and Water-Cement Ratio by wt.	71
3.8	Relation Between Thermal Conductivity, Density, Compressive Strength and Sand-Gravel Ratio.	73
3.9	Polynomial Relation Between Thermal Conductivity and Percentage of Sand in Combined Aggregate.	74
3.10	Relation Between Thermal Conductivity, Density, Compressive Strength and Different Types of Coarse Aggregates in Concrete.	77
3.11	Relation Between Thermal Conductivity and Percentage of Reinforcement in Concrete Mixes.	78
3.12	Relation Between Density and Percentage of Reinforcement in Different Concrete Mixes.	79
3.13	Relation Between Thermal Conductivity and Water Cement Ratio for Different Cement Content and Sand-Gravel Ratio.	83
3.14	Relation Between Thermal Conductivity and 28 days Compressive Strength.	84
3.15	Relation Between Thermal Conductivity and Concrete Density.	86

Figure		Page
4.1	Heat Transfer Between Concrete Surface and Air on a Sunny Day.	91
4.2	The Space Time Grid.	102
4.3	A Typical Slab Cross Section Showing Nodal Points Numbering.	102
4.4	A Typical Water Tank Elevation and Cross Section Showing the Nodal Points in Each Wall.	108
4.5	Spring System Analogy to the Thermal Stress Calculations.	123
4.6	One-Dimensional Model Showing the Method of Calculating Temperature Forces.	123
4.7	Calculations of Fixed End Moments Due to Temperature Difference.	126
5.1	Flow Chart of "SLAB" Computer Programme.	131
5.2	Climatic Conditions Recorded on June 7 th , 1983.	132
5.3	Sketch Showing Tested Slab and Positions of Thermocouples.	135
5.4	Comparison Between Measured (M) and Predicted (P) Temperatures of Different Nodes of Plain Concrete Slab with Depth 10 cm.	138
5.5	Predicted Thermal Stresses Distribution in Plain Concrete Slab with Depth 10 cm.	141
5.6	Temperature Difference and Maximum Tensile and Compressive Stresses Through the Slab Depth.	142
5.7	Relation Between Slab Depth and Maximum Temperature and Time of its Occurance.	144
5.8	Relation Between Slab Depth and Maximum Tensile and Compressive Thermally Induced Stresses and its Time of Occurance.	146
5.9	Relation Between Percentage of Reinforcement, and Maximum Temperature and Thermally Induced Stresses in Reinforced Concrete Slabs.	148