
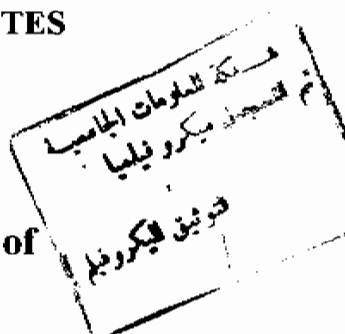


**APPLICATIONS OF THE POSITRON
EMITTED IN THE DECAY
OF ^{22}Na RADIOISOTOPE
TO
STUDY FREE VOLUME
IN
RUBBER AND POLYCARBONATES**




Thesis

**Submitted for the degree of
Doctor of philosophy
in Physics**



**To
Physics Department
Faculty of Science
Ain Shams University**



By

NEMAT KAMEL MOSTAFA

B. SC. 1983

M.SC. 1989

1997

د. ممتاز
H. Mostafa
H. Mostafa
S.U. El-Ny

539.7214
V. K



ACKNOWLEDGMENT

Acknowledgment

*Thanks are due to my supervisors **Prof. Dr. M. Mohsen** and **Prof. Dr. H. Ismail** from Ain Shams University for suggesting the subject of my research, for interesting advices and valuable discussions.*

*Thanks are due to my supervisor **Prof. Dr. Y. C. Jean** from University of Missouri Kansas city USA for valuable suggestions and advices during the experimental work.. I express utmost appreciation to **Prof. Dr. Helmuth** as well as to **all members** of the chemistry department in the university for helping me during the measurements.*

*I would like to thank **Prof. Dr. A. Moussa** from Ain Shams University for helping me in the calculations of some chemical parameters, and for fruitful discussions.*

*Thanks are also to **Prof. Dr. S. El Khamessy** from Ain Shams University, for his kind encouragement and advices.*

*I wish to express my special thanks to **all members** of the nuclear solid state Lab. in the faculty of science, Ain Shams University for helping to complete the experimental work.*

*Finally, I deeply thank **my husband and my kids** for their direct assistance and great support*

CONTENTS

	page
- LIST OF FIGURES & TABLES	IV
- ABSTRACT	1
- CHAPTER 1: INTRODUCTION.	3
- CHAPTER 2 THEORETICAL BACKGROUND.	9
2.1- Positron and Positronium.	9
2.1.1- Positron slowing down in condensed matter.	9
2.1.2- Positron Annihilation.	12
2.1.3- Positronium formation.	14
2.2- The free volume in polymers.	16
2.2.1- The concept of free volume in polymers.	16
2.2.2- Relationship between polymer properties and free volume.	17
2.3- Free volume theories in polymer.	18
2.3.1- Turnbull - Cohen (T-C) theory.	20
2.3.2- Simha-Somcynsky (SS) free volume theory.	22
2.3.3- Ps/Hole theory in polymers.	23
2.4- Physical methods to determine free volume fraction in polymers.	27

	Page
- CHAPTER 3:	29
EXPERIMENTAL METHODS	
3.1- Positron annihilation lifetime (PAL) spectroscopy.	29
3.1.1- Positron sources.	29
3.1.2- PAL instrumental set up.	29
3.1.3- Scintillation detectors.	31
3.1.4- Amplifiers.	31
3.1.5- Constant fraction discriminator (CFD).	32
3.1.6- Timing Amplitude Converter (TAC)	32
3.1.7-Multichannel Analyzer (MCA).	32
3.1.8- Data analysis of lifetime spectra	33
3.1.8.1- Finite term lifetime analysis.	33
3.1.8.2- Continuous lifetime analysis.	34
3.1.8.3- Determinations of free volume distribution.	35
3.2- Variable temperature cryostat.	37
3.3- Differential Scanning <i>Calorimeter</i> (DSC).	39
3.3.1- Instrumental set up	39
3.3.2- Data Analysis of DSC.	41
- CHAPTER 4:	43
RESULTS AND DISCUSSION.	
4.1- Polyisoprene samples.	43
4.1.1-Positron Annihilation Lifetime (PAL) measurements.	43
4.1.2- Temperature dependence of free volume sizes and fractions.	45
4.1.3- Free volume distribution results.	69
4.1.4- Comparison with the Turnbull - Cohen theory.	70
4.2- Polycarbonate samples.	75
4.2.1- Positron Annihilation Lifetime measurements.	75

	Page
4.2.2- Effect of substituents on free volume properties in polycarbonate samples.	77
4.3- CONCLUSION	85
- SUMMARY	89
- REFERENCES.	91
- ARABIC SUMMARY.	97

LIST OF FIGURES & TABLES

List of figures

	page
Figure (2.1): Positron beam interactions with solids and solid surfaces.	11
Figure (2.2): A schematic diagram of two and three photon annihilations of a positron and an electron.	13
Figure (2.3): Characteristics of positronium and hydrogen	14
Figure (2.4): The localization of Ps in the free volume site of polymers.	16
Figure (2.5): A schematic diagram for the Ps distribution and the distribution of positron and electron densities in Ps polarized by the lattice according to Brandt - Berko Walker(1960) free - volume model.	19
Figure (2.6): Local free energy to expand the cage according to T-C theory.	20
Figure (2.7): A schematic diagram for a semi - empirical quantum model for Ps localization in a spherical box according to Eldrup et al (1972) approach.	26
Figure (2.8): A correlation curve between the observed o-Ps lifetime and free volume hole size.	26

	Page
Figure (3.1): The nuclear decay scheme of a positron source ^{22}Na .	30
Figure (3.2): Schematic diagram of a positron annihilation lifetime (PAL) spectrometer.	30
Figure (3.3): Variable temperature liquid helium optical research cryostat.	38
Figure (3.4): PL - Differential Scanning Calorimeter (DSC) set up.	40
Figure (3.5): PL - DSC cell.	40
Figure (3.6): Typical DSC trace for a polymer	42
Figure (4.1): a) Chemical composition of polyisoprene b) Chemical composition of Dicumyl peroxide.	44.
Figure (4.2): The variation of P-Ps intensity with temperature in polyisoprene samples.	51
Figure (4.3): a) free positron lifetime. b) free positron intensity with temperature in polyisoprene samples.	52