

بسم الله الرحمن الرحيم





شبكة المعلومات الجامعية التوثيق الالكتروني والميكروفيلم



جامعة عين شمس

التوثيق الإلكتروني والميكروفيلم

قسم

نقسم بالله العظيم أن المادة التي تم توثيقها وتسجيلها
علي هذه الأقراص المدمجة قد أعدت دون أية تغيرات



يجب أن

تحفظ هذه الأقراص المدمجة بعيدا عن الغبار





بالرسالة صفحات
لم ترد بالأصل





بعض الوثائق الأصلية تالفة



B11291

MENOUFIA UNIVERSITY
Home Economics Faculty
Food science Dept.

EFFECT OF EXTRACTION METHODS ON THE ANTIBACTERIAL POTENCY OF *Nigella sativa* SEEDS

By
Hassnaa Ibrahim Ahmed


For the Degree of Master
in
Nutrition and Food Science

*A Thesis Submitted to
Dept. of Nutrition & Food Science
Home Economic Faculty
Menoufia University*

Supervised by

Prof. Dr. Mohamed Fahmi Sadiek

Prof. of Food Hygiene
Nutrition institute
Cairo



Dr. Sherif Sabry Ragab

Associate Professor of
Nutrition & Food Science,
Faculty of Home Economic,
Menoufiya University

Dr. Abd El-Rahman Mohamed

Abd El-khalik

Associate Professor of Food Hygiene
Nutition Institute
Cairo

July - 2000

Menoufia University

Faculty of Home Economics




Nutrition and Food Science Dept.

The Researcher : Hassnaa Ibraheem Ahmed

Title of Thesis : EFFECT OF EXTRACTION METHODS ON THE
ANTIBACTERIAL POTENCY OF Nigella sativa SEEDS

Degree : Master in Nutrition and Food Science

Thesis has been supervised by :

Name	Profession	Signature
<i>Prof. Dr. Mohamed Fahmi Sadiek</i>	Prof. of Food Hygiene Nutrition institute Cairo	
<i>Dr. Sherif Sabry Ragab</i>	Associate Professor of Nutrition & Food Science, Faculty of Home Economic, Minoufiya University	
<i>Dr. Abd El-Rahman Mohamed Abd El-khalik</i>	Associate Professor of Food Hygiene Nutrition Institute Cairo	

Committee in Charge

Date : 13/ 3 /2000

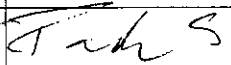
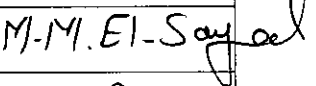

Approval Sheet

Title of Thesis : EFFECT OF EXTRACTION METHODS ON THE ANTIBACTERIAL POTENCY OF Nigella Sativa SEEDS.

Degree : M.Sc. Degree of Nutrition and Food Science.

Name of Student : Hassnaa Ibraheem Ahmed

This thesis has been approved by :

Name	Signature
<i>Prof. Dr. Mohamed Fahmi Sadiq</i>	
<i>Prpf. Dr. Mohamed Mostafa El-Said</i>	
<i>Prof. Dr. El-Said Helmi Rahma</i>	<i>E.H. Rahma</i>
<i>Prof. Dr. Sherif Sabry Ragab</i>	

Committee in charge

Date : 29 / 7 / 2000

Content

Item	Page
List Of Tables	I
List Of Figures	II
Acknowledgment	III
1- Aim Of the work	1
2- Introduction	2-3
3- Review Of literature	4
A- Antibacterial potency of <i>Nigella sativa</i> .	4
B- Chemical composition of <i>Nigella sativa</i> .	11
C- The nutritional value of <i>Nigella sativa</i> .	15
D- The medical uses of <i>Nigella sativa</i> .	17
E- Effects of some factors on the germination and growth of black cumin (<i>Nigella sativa</i>) seeds .	25
4- Materials and Methods	28-33
5- Results	34-60
6- Discussion	109-117
7- Recommendation	118
8- Summary	119-122
9- References	123-132
Arabic Summary	V

List of Tables

Subject	page
---------	------

Table (1) :

Inhibition zone (cm) of staph aureus growth as affected by different concentrations of whole and crushed seeds of Nigella sativa extracts prepared with different solvents.	61
---	----

Table (2) :

Inhibition zone (cm) of Bacillus cereus growth as affected by different concentrations of whole and crushed seeds of Nigella sativa extracts prepared with different solvents.	62
--	----

Table (3) :

Inhibition zone (cm) of Bacillus subtilis growth as affected by different concentrations of whole and crushed seeds of Nigella sativa extracts prepared with different solvents.	63
--	----

Table (4) :

Inhibition zone (cm) of E. coli growth as affected by different concentrations of whole and crushed seeds of Nigella sativa extracts prepared with different solvents.	64
--	----

Table (5) :

Inhibition zone (cm) of staph . aureus growth as affected by extraction time and storage conditions of (5 %) aqueous extract of Nigella sativa .	65
--	----

Table (6) :	Inhibition zone (cm) of staph . aureus growth as affected by extraction time and storage conditions of (10%) aqueous extract of Nigella sativa .	66
Table (7) :	Inhibition zone (cm) of staph . aureus growth as affected by extraction time and storage conditions of (15%) aqueous extract of Nigella sativa .	67
Table (8) :	Inhibition zone (cm) of staph . aureus growth as affected by extraction time and storage conditions of (20%) aqueous extract of Nigella sativa .	68
Table (9) :	Inhibition zone (cm) of staph . aureus growth as affected by extraction time and storage conditions of (25%) aqueous extract of Nigella sativa .	69
Table (10) :	Inhibition zone (cm) of Bacillus cereus growth as affected by extraction time and storage conditions of (5%) aqueous extract of Nigella sativa .	70
Table (11) :	Inhibition zone (cm) of Bacillus cereus growth as affected by extraction time and storage conditions of (10%) aqueous extract of Nigella sativa .	71
Table (12) :	Inhibition zone (cm) of Bacillus cereus growth as affected by extraction time and storage conditions of (15%) aqueous extract of Nigella sativa .	72

Table (13) :	Inhibition zone (cm) of <i>Bacillus cereus</i> growth as affected by extraction time and storage conditions of (20%) aqueous extract of <i>Nigella sativa</i> .	73
Table (14) :	Inhibition zone (cm) of <i>Bacillus cereus</i> growth as affected by extraction time and storage conditions of (25%) aqueous extract of <i>Nigella sativa</i> .	74
Table (15) :	Inhibition zone (cm) of <i>Bacillus subtilis</i> growth as affected by extraction time and storage conditions of (5%) aqueous extract of <i>Nigella sativa</i> .	75
Table (16) :	Inhibition zone (cm) of <i>Bacillus subtilis</i> growth as affected by extraction time and storage conditions of (10%) aqueous extract of <i>Nigella sativa</i> .	76
Table (17) :	Inhibition zone (cm) of <i>Bacillus subtilis</i> growth as affected by extraction time and storage conditions of (15%) aqueous extract of <i>Nigella sativa</i> .	77
Table (18) :	Inhibition zone (cm) of <i>Bacillus subtilis</i> growth as affected by extraction time and storage conditions of (20%) aqueous extract of <i>Nigella sativa</i> .	78