

# Contents

Title	Page
▪ Contents .....	I
▪ List of Figures .....	II
▪ List of Tables .....	III
▪ Introduction .....	1
▪ Aim of the Work .....	3
▪ Review of Literature	
• Chapter (I): Prediabetes .....	4
• Chapter (II): Acute Coronary Syndrome .....	28
▪ Patients and Methods .....	60
▪ Results .....	65
▪ Discussion .....	81
▪ Summary .....	89
▪ Conclusions .....	90
▪ Study Limitations .....	91
▪ Recommendations .....	92
▪ References .....	93

## List of Figure

Figure No.	Title	Page
<b>Figure (1):</b>	Prevalence of kidney disease at follow-up by baseline glycemic status. Bars represent 95% CI.....	16
<b>Figure (2):</b>	Presentation of ACS among the study cohort .....	67
<b>Figure (3):</b>	Glucose tolerance (GT) among the study cohort .....	67
<b>Figure (4):</b>	Major ECG findings in whole population.....	69
<b>Figure (5):</b>	In hospital clinical outcome of the whole population.....	70
<b>Figure (6):</b>	Comparison between glucose tolerance groups as regards BMI.....	71
<b>Figure (7):</b>	Shows comparison between three groups regarding different types of ischaemia.....	73
<b>Figure (8):</b>	Comparison between glucose tolerance groups as regards the duration of hospital stay.....	75
<b>Figure (9):</b>	Comparison between glucose tolerance groups as regards in-hospital cardiac death.....	75

## List of Tables

Table No.	Title	Page
<b>Review of Literature</b>		
<b>Table (1):</b>	Recommendations for screening for Pre-Diabetes and Diabetes .....	27
<b>Table (2):</b>	Differential Diagnosis of Patients With Chest Pain .....	33
<b>Results</b>		
<b>Table (1):</b>	Baseline clinical characteristics of the study cohort .....	66
<b>Table (2):</b>	Laboratory data of study cohort.....	68
<b>Table (3):</b>	Major ECG findings and Ejection Fraction of whole population.....	69
<b>Table (4):</b>	In hospital clinical outcome of the study cohort .....	70
<b>Table (5):</b>	Comparison between glucose tolerance groups as regards baseline clinical characteristics .....	71
<b>Table (6):</b>	Comparison between glucose tolerance groups as regards laboratory findings .....	72
<b>Table (7):</b>	Comparison between glucose tolerance groups as regards major ECG findings .....	73
<b>Table (8):</b>	Comparison between glucose tolerance groups as regards in hospital clinical outcome .....	74
<b>Table (9):</b>	Comparison between patients with normal and patients with abnormal glucose tolerance as regards baseline clinical characteristics.....	76
<b>Table (10):</b>	Comparison between normal and abnormal glucose tolerance as regards laboratory findings.....	77
<b>Table (11):</b>	Comparison between normal and abnormal glucose tolerance groups as regards major ECG findings.....	78
<b>Table (12):</b>	Comparison between normal and abnormal glucose tolerance as regards Inhospital clinical outcome .....	79

بِسْمِ اللَّهِ الرَّحْمَنِ الرَّحِيمِ

وَقُلْ رَبِّ  
زِدْنِي عِلْمًا

صَدَقَ اللَّهُ الْعَظِيمُ

سورة طه: آية (١١٤)

# ACKNOWLEDGEMENT

**First and Foremost thanks are to ALLAH, The Compassionate and Merciful, whose help is the main factor in accomplishing this work.**

It is my pleasure to express my deepest thanks and gratitude to **Prof. Dr. WAIL MOSTAFA NAMMAS**, Professor of Cardiology, Ain Shams University for his great support and help. It was an honor to me to work under his supervision. Without his help, this work would never see the light.

I would like also to show my great and deep gratefulness and appreciation to my teacher **Dr. MANAL ABO SHADY**, Assistant Professor of Internal Medicine, Ain Shams University remarkable efforts and scientific assistance through all the steps of this work. Whatever said would be little for him.

I would like also to express my gratitude to **Dr. Bassem El-Saeed**, Lecturer of Cardiology, Ain Shams University for his kind help, encouragement and assistance to finish this work.


My true love and warmest gratitude go to all my family (*especially my father, my mother and my wife*), who were, still and will always be, by my side and without whom I would have never been able to accomplish this work.

*Finally, I would like to make my lovely little son, Yaseen, proud of his father.*







# INTRODUCTION



# **REVIEW OF LITERATURE**



# **CHAPTER (I): PREDIABETES**







**CHAPTER (II):  
ACUTE CORONARY  
SYNDROME**




# AIM OF THE WORK




# PATIENTS AND METHODS



# RESULTS




# DISCUSSION





# SUMMARY



# CONCLUSIONS

