



شبكة المعلومات الجامعية

بسم الله الرحمن الرحيم



شبكة المعلومات الجامعية  
@ ASUNET



# شبكة المعلومات الجامعية التوثيق الالكتروني والميكروفيلم





شبكة المعلومات الجامعية

# جامعة عين شمس

التوثيق الالكتروني والميكروفيلم

## قسم

نقسم بالله العظيم أن المادة التي تم توثيقها وتسجيلها  
علي هذه الأفلام قد أعدت دون أية تغيرات



## يجب أن

تحفظ هذه الأفلام بعيدا عن الغبار

في درجة حرارة من ١٥-٢٥ مئوية ورطوبة نسبية من ٢٠-٤٠%

To be Kept away from Dust in Dry Cool place of  
15-25- c and relative humidity 20-40%

# بعض الوثائق الأصلية تالفة

# بالرسالة صفحات لم ترد بالاصل



Benha University  
Faculty of veterinary Medicine  
Department of Anatomy and Embryology

**Some comparative anatomical studies on  
the stomach, intestine and liver in ducks,  
chicken and pigeon**

**THESIS**

*Presented To*

Faculty of veterinary Medicine  
Benha University  
For The Ph. D. Degree

*By*

**ANWAR ABDEL -FATTAH ABDEL- MALEK EL- SHAFEY**

B.V.Sc. Zagazig University Benha Branch (1997 )

M.V.Sc. Zagazig University Benha Branch (2001)

*Under supervision of*


**Prof. Dr. Mohamed Omar Hussein El- Shaieb**

*Professor of Anatomy and Embryology and Head of Department of  
Anatomy and Embryology, Faculty of veterinary Medicine  
Benha University*

**Prof. Dr. Mohamed Attia Mohamed Metwally**

*Professor of Anatomy and Embryology and vice dean of Faculty of  
Veterinary Medicine, Benha University*

**2006**





Benha University  
Faculty of Vet . Medicine  
Dept. of Anatomy and Embryology

## **Approval Sheet**


*This approve that the dissertation presented by:*

**ANWAR ABD EL- FATAH ABD EL-MALEK EL-SHAFEY**


to Benha University entitled Some Comparative anatomical studies on the stomach, intestine and liver in ducks, chicken and pigeon for the degree of Ph.D. (anatomy) has been approved by the examining committee.

*Signature*

Prof. Dr. / Mohamed Omar Hussein El- Shaieb  
Prof .of anatomy & Embryology and Head of  
department of anatomy & Embryology.  
Fac. of Vet.Med .Benha University.



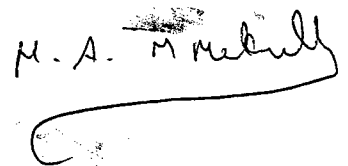
Prof. Dr. / Youssef Youssef Mohamed Shahin  
Prof .of Histology. Fac. of Vet . Med .Cairo University.



Prof. Dr. / Abd El- Menem Saleh  
Prof .of anatomy. Fac. of Vet . Med. Cairo University.



Prof. Dr. / Mohamed Attia Mohamed Metwally  
Prof. of anatomy & Embryology and Vice Dean of  
Fac. of Vet . Med . Benha University.







## ***Curriculum Vitae***

- ✎ The researcher was born on March 19, at Talbant Abshish, 1974.
- ✎ His primary education was completed in Talbant primary school from which he was graduated in 1986.
- ✎ His preparatory education was completed in Estanha Prep. School from which he was graduated in 1989.
- ✎ His secondary education was completed in Estanha school from which he was graduated in 1992.
- ✎ He joined the Faculty of Veterinary Medicine, Zagazig University, Benha branch, Moshtohor from which he received B.V.Sc. degree in December 1997.
- ✎ He occupied a demonstrator position of anatomy in Anatomy and Embryology Department, Zagazig University, Benha branch, Moshtohor in 1998.
- ✎ He obtained his M.V.Sc. (Anatomy) from the Faculty of Vet. Med., Moshtohor, Zagazig University, Benha Branch in 2001.





## **ACKNOWLEDGEMENT**

First of all, I wish to express a great thanks as much the sky, the earth and in between them for the Beneficent, the merciful and the Generous **GOD** for termination of this work.

I wish to express my deepest gratitude and sincere thanks to **PROF. DR. M.O.H. EL-SHAIEB**, Professor of Anatomy and head of the department of Anatomy and Embryology, Faculty of Veterinary Medicine, Benha University for his valuable guidance, supervision, wise advice and instructive criticism which made the completion of this work possible.

I also wish to express my sincere thanks to **PROF. DR. M. ATTIA**, Professor of Anatomy and Vice Dean of Faculty of Veterinary Medicine, Benha University, for his valuable suggestions, observation and persistent stimulation throughout this work.

Special thanks to **Dr: I. M. A. EL-Zoghby** Assistant professor of Histology, Faculty of Veterinary Medicine, Benha University, for his valuable guidance and suggestions.

Special thanks are also to the members of my colleagues in the Department of Anatomy and Embryology, Faculty of Veterinary Medicine, Benha University for their help and facilities they offered during this work.

Finally my great gratitude to my family particularly my wife whose adapted the optimum environment to complete this work and bearing all families responsibilities all the duration of this work.



# CONTENTS

Subject	Page
1. INTRODUCTION .....	1
2. REVIEW OF LITERATURE .....	2-33
A- Stomach .....	2-13
B- Intestines.....	14-24
C- Liver .....	25-33
3. MATERIAL AND METHODS .....	34-35
4. RESULTS .....	36-102
A- Stomach .....	36-58
B- Intestines .....	59-87
C- Liver .....	88-102
5. DISCUSSION.....	103-129
A- Stomach .....	103-111
B- Intestines .....	112-122
C- Liver .....	123-129
6. SUMMARY AND CONCLUSION .....	130-134
7. REFERENCES .....	135-152
ARABIC SUMMARY .....	-



