



شبكة المعلومات الجامعية

بِسْمِ اللَّهِ الرَّحْمَنِ الرَّحِيمِ





شبكة المعلومات الجامعية



شبكة المعلومات الجامعية

التوثيق الالكتروني والميكرو فيلم

جامعة عين شمس

التوثيق الالكتروني والميكرو فيلم

قسم

نقسم بالله العظيم أن المادة التي تم توثيقها وتسجيلها
علي هذه الأفلام قد اعدت دون أية تغيرات



يجب أن

تحفظ هذه الأفلام بعيداً عن الغبار

في درجة حرارة من 15 – 20 مئوية ورطوبة نسبية من 20-40 %

To be kept away from dust in dry cool place of
15 – 25c and relative humidity 20-40 %



شبكة المعلومات الجامعية



بعض الوثائق الأصلية تالفة



شبكة المعلومات الجامعية



بالرسالة صفحات
لم ترد بالأصل

**PURIFICATION AND CHARACTERIZATION OF THE
ANTIGENS EXTRACTED FROM THE INTERMEDIATE
HOSTS OF *SCHISTOSOMA* AND *FASCIOLA* AND THEIR
POTENTIAL USE AS A SCHISTOSOMAL VACCINE**

A Thesis Submitted

By

MAHMOUD EL SHERBINY RAMADAN

M.Sc. in Zoology

Lecturer Assistant, National Research Center

To

Zoology Department


Faculty of Science, Ain-Shams University


For


The Award of the Degree of Doctor
of Philosophy of Science

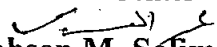
Ph.D. in Zoology (Immunol. & Parasitol.)

Supervised By


Prof. Dr. Abdalla M. Ibrahim
Professor of Zoology Department,
Faculty of Science
Ain-Shams University


Prof. Dr. Abdelfattah M. Attallah
Professor of Immunology and Genetics
Head of Biotechnology Research Center
New Damietta City


Prof. Dr. Ibrahim M. Nabih
Professor of Medicinal Chemistry,
Medicinal Chemistry Department,
National Research Center


Dr. Abdel-Mohsen M. Soliman
Assistant Professor of Medicinal
Chemistry, Medicinal Chemistry
Department, National Research Center

2001

B 9449

1


ACKNOWLEDGEMENT

My deep thanks, sincere appreciation and gratitude to Prof. Dr. Abdalla M. Ibrahim, Professor of Zoology, Faculty of Science, Ain Shams University, for his kind encouragement, valuable supervision and critical revision of the thesis.

My grateful thanks are extended to Prof. Dr. Ibrahim M. Nabih, Prof. of Medicinal Chemistry, National Research Centre. Prof. Dr. Abdelfattah M. Attallah, Professor of Immunology and Genetics, Head of Biotechnology Research Center, New Damietta City and Dr. Abdel-Mohsen M. Soliman, Assistance Professor of Medicinal Chemistry, N.R.C. for suggesting and planning the scheme of this work and for their invaluable advice, guidance and encouragement.

Grateful appreciation and thanks are due to Prof. Dr. Ebtehal Kamal Farrag, Professor of Medicinal Chemistry, N.R.C. for her kind help and advice.

I would like to thank every one helped me especially my colleagues in the Research Laboratories, Gastroenterology Surgery Center, Mansoura University, for their help and advices.



List of Abbreviations

APC	Antigen presenting cell
ALP	Alkaline phosphates
AST	Aspartate aminotranferase
Ab	Antibody
Ag	Antigen
ADCC	Antibody dependent cell mediated cytotoxicity
APS	Amonium persulfate
<i>B</i>	Biomphalaria
BSA	Bovine serum albumin
BCG	Bacille Clamette-Gurin
BCIP	5-bromo 4-chloro 3-indolyl phosphate
CRI	Cross reactive idiotyp
CTB	Cholera toxin B
ELISA	Enzyme linked immunosorbent assay
ECP	Eosinophil cationic protein
EDN	Eosinophil-derived neurotoxin
EPO	Eosinophil peroxidase
FABP	Fatty acid binding protein
<i>F</i>	Fasciola
GST	Glutathione S-transferase
gm	Gram
hr	Hour
HPLC	High performance liquid chromatography
IMS	Infected mouse serum
IL	Interleukin
Ig	Immunoglobulin
IFN	Interferone
IFA	Immunofluorescence assay
KDa	Kilo dalton

List of Abbreviation

L	Lymnaea
MHC	Major histocompatibility complex
MBP	Major basic protein
µg	Microgram
mAb	Monoclonal antibody
MAP	Multiple antigen peptides
M	Molar
µl	Microliter
ml	Mililiter
NMS	Normal mouse serum
NBt	Nitroblue tetrazolium
PBS	Phosphate buffer saline
Rf	Relative mobility
St	Stander
SDS	Sodium dodecyl sulfate
SWAP	Soluble worm antigen preparation
SEA	Soluble egg antigen
Sm	<i>Schistosoma mansoni</i>
S	<i>Schistosoma</i>
Th	T helper
TPI	Triose-phosphate isomerase
TNF	Tumour necrosis factor
Trisma	[Tris (hidroxy methyl) amino methane]
TBS	Tris buffered saline
TCA	Trichloro acetic acid

CONTENTS

Acknowledgement	
Abstract	
Introduction	1
Aim of the work	4
Literature review	5
Materials and methods	45
Experimental animals	45
Antigen preparation	46
Extraction of antigen	46
Determination of protein content	47
Sodium dodecyl sulfate polyacrylamide gel electrophoresis (SDS-PAGE)	48
Immunoblotting assay	53
Amino acid analysis	59
Experimental design	62
Method of infection of mice with <i>Schistosoma mansoni</i> cercariae.	64
Recovery of adult worm from infected mice (liver perfusion)	65
Detection of antischistosomal antibodies by ELISA	67
Liver function testes	71
Histopathological studies.	71
Statistical analysis.	72

Results	
1- Identification of molecular weight of antigenic fractions of <i>B. alexandrina</i> and <i>L. cailliaudi</i> snails by electrophoresis:	73
2- Amino acid analysis of snail antigens:	77
3- Identification of <i>B. alexandrina</i> and <i>L. cailliaudi</i> snail antigens using rabbit immunized serum "Immunoblotting assay":	82
4-Reactivity of sera obtained from mice immunized with different doses of <i>B. alexandrina</i> and <i>L. cailliaudi</i> crude extractions:	84
5-Reactivity of sera obtained from mice immunized with different doses of 58.6 KDa <i>B. alexandrina</i> purified antigen:	91
6-Reactivity of sera obtained from mice immunized with different doses of 58.6 KDa <i>L. cailliaudi</i> purified antigen:	94
7-Reactivity of sera obtained from mice immunized with different doses of 62.5 KDa <i>B. alexandrina</i> purified antigen:	97
8-Reactivity of sera obtained from mice immunized with different doses of 62.5 KDa <i>L. cailliaudi</i> purified antigen:	100

CONTENTS

9- Effects of immunization with crude extracts of <i>B. alexandrina</i> and <i>L. cailliaudi</i> on worm burden.	105
10-Effects of immunization with 58.6 KDa of <i>B. alexandrina</i> and <i>L. cailliaudi</i> purified extractions on worm burden.	111
11- Effects of immunization with 62.5 KDa of <i>B. alexandrina</i> and <i>L. cailliaudi</i> purified extractions on worm burden.	117
12- Effects of immunization with crude extractions of <i>B. alexandrina</i> and <i>L. cailliaudi</i> on liver egg granuloma number:	125
13- Effects of immunization with 58.6 KDa of <i>B. alexandrina</i> and <i>L. cailliaudi</i> purified extractions on liver egg granuloma number.	132
14- Effects of immunization with 62.5 KDa of <i>B. alexandrina</i> and <i>L. cailliaudi</i> purified extractions on liver egg granuloma number.	139
15- Liver function parameters of mice groups immunized with crude and purified (58.6 KDa and 62.5 KDa) of <i>B. alexandrina</i> and <i>L. cailliaudi</i>	152
Discussion.	176
Summary.	186
References.	190
Arabic summary.	

