



شبكة المعلومات الجامعية

بِسْمِ اللَّهِ الرَّحْمَنِ الرَّحِيمِ





شبكة المعلومات الجامعية



شبكة المعلومات الجامعية

التوثيق الالكتروني والميكرو فيلم



شبكة المعلومات الجامعية

جامعة عين شمس

التوثيق الالكتروني والميكرو فيلم

قسم

نقسم بالله العظيم أن المادة التي تم توثيقها وتسجيلها
على هذه الأفلام قد اعدت دون أية تغيرات



يجب أن

تحفظ هذه الأفلام بعيداً عن الغبار

في درجة حرارة من 15 – 20 مئوية ورطوبة نسبية من 20-40 %

To be kept away from dust in dry cool place of
15 – 25c and relative humidity 20-40 %



شبكة المعلومات الجامعية



بعض الوثائق الأصلية تالفة



شبكة المعلومات الجامعية



بالرسالة صفحات

لم ترد بالأصل

Anesthesia For Spinal Surgery

An essay
submitted for partial fulfillment of
M.Sc Degree in Anesthesiology

by:

Sameh Gamil Aziz
M.B.B.ch

Under Supervision of:

Prof. Dr. Bahira Mohamed Tawfik

*Professor of Anesthesia and Intensive Care
Faculty of Medicine, Ain Shams University.*


Prof. Dr. Azza Yousef

*Associate Professor of Anesthesia and Intensive Care
Faculty of Medicine, Ain Shams University.*


Dr. Enas Ali Rashed

*Lecturer in Anesthesia and Intensive Care
Faculty of Medicine, Ain Shams University.*

Faculty of Medicine - Ain Shams University
Department of Anesthesia and ICU
2000



B
✓ 479



Acknowledgment

Thanks God for everything and for being able to put together this essay.


I shall begin by expressing my most sincere gratitude to Professor Dr. Bahira Mohamed Tawfik, for her continuous encouragement throughout the work. Her wise guidance was essential to furnish this essay and bring it to its final appearance.


I also wish to express my deepest thanks to Dr. Azza Yousef, without whom I could not have completed this essay. Thank you for all the time and effort.

A special thanks goes to Dr. Enas Ali Rashed without whom this work could not have been completed. She found so much time to spare for me helping me gather the information and reading and correcting it with great care.

Last but not least, I wish to express my deepest gratitude to my family and friends for their persistent encouragement throughout the work.


Sameh Gamil Aziz





Contents

• Introduction.	1
• Anatomy of the Vertebral Column.	3
• Pathological Conditions Affecting the Vertebral Column.	15
• Anesthetic Management.	35
• Postoperative Complications.	73
• Summary.	81
• References.	83
• Arabic Summary.	



List of Figures

Figure	Title	Page
Fig. 1	A lumbar vertebra (left lateral aspect).	4
Fig. 2	A lumbar vertebra (superior aspect).	4
Fig. 3	The first cervical vertebra or atlas (superior aspect).	6
Fig. 4	The second cervical vertebra or axis (posterosuperior aspect).	6
Fig. 5	A thoracic vertebra.	9
Fig. 6	The lumbar vertebra.	10
Fig. 7	The sacral vertebrae.	12
Fig. 8	The vertebral column.	13
Fig. 9	Fiberoptic nasotracheal intubation.	46
Fig. 10	Retrograde pull technique.	48
Fig. 11	Sites of stressing of the brachial plexus.	78

