



شبكة المعلومات الجامعية

بِسْمِ اللَّهِ الرَّحْمَنِ الرَّحِيمِ





شبكة المعلومات الجامعية



شبكة المعلومات الجامعية

التوثيق الالكتروني والميكرو فيلم

جامعة عين شمس

التوثيق الالكتروني والميكروفيلم

قسم

نقسم بـلله العظيم أن المادة التي تم توثيقها وتسجيلها
علي هذه الأفلام قد اعدت دون أية تغيرات



يجب أن

تحفظ هذه الأفلام بعيداً عن الغبار

في درجة حرارة من 15 – 20 مئوية ورطوبة نسبية من 20-40 %

To be kept away from dust in dry cool place of
15 – 25c and relative humidity 20-40 %



شبكة المعلومات الجامعية



بعض الوثائق الأصلية تالفة




شبكة المعلومات الجامعية



بالرسالة صفحات

لم ترد بالأصل



B1. V95

***SYNTHESIS OF CERTAIN 1-POLY-
HYDROXYLATEDALKYL- β -CARBOLINE
DERIVATIVES***

Thesis

Presented by

Samia Galal Ahmed Abdel-Moty

B. Pharm. Sci., 1982

M. Pharm. Sci., 1991

Submitted in Parital Fulfilment of the Requirements
For The Degree of
Doctor of Philosophy In Pharmaceutical Sciences
(Pharmaceutical Organic Chemistry)

Supervised by

Prof.Dr. **Shin-ichiro Sakai**
Prof. of Pharmaceutical Chemistry
Faculty of Pharma. Sci.,
Univ. of Chiba
Japan

Prof.Dr. **Nabil M. Omar**
Dean and Prof. of Pharmaceutical
Organic Chemistry, Faculty of
Pharmacy, Assiut Univ.
Assiut, Egypt

Prof.Dr. **Abdel-Hamid N. Ahmed**
Prof. of Pharmaceutical Organic
Chemistry, Faculty of Pharmacy
Assiut Univ., Assiut, Egypt

Dr. **Abdel-Nasser A.H.El-Shorbagi**
Associate Prof. of Pharmaceutical
Organic Chemistry, Faculty of Pharmacy
Assiut Univ., Assiut, Egypt

Pharmaceutical Organic Chemistry Department
Faculty of Pharmacy, Assiut Univ., Assiut, Egypt

1995


بِسْمِ اللَّهِ الرَّحْمَنِ الرَّحِيمِ


قَالَ يَوْسُفُ لِقَوْمِهِ إِنِّي أَنَا رَسُولُ اللَّهِ بِشِيرَافٍ

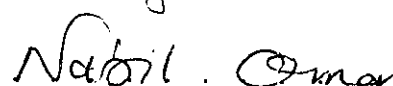
APPROVAL SHEET


Approved by:

(Committee in Charge)

Prof. Dr. Mohammed Y. Ebeid . . . 

Prof. Dr. Mohga M. Badran . . 

Prof. Dr. Nabil M. Omar . . 

Dr. Abdel Nasser A.H. El-Shorbagi . . . 

Date: 21 / 9 / 1995.

ACKNOWLEDGEMENT

Praise be to Allah, the Benevolent for His guidance to form this work.

I am also very grateful to Prof. Dr. Nabil M. Omar; Dean, Faculty of Pharmacy and Professor of Pharmaceutical Organic Chemistry. I would like to express my high sincere gratitude and appreciation for his helpful guidance, keen interest, kindness and continual encouragement.

I feel heavily indebted to the People and Government of Egypt, who offered me the facilities to perform this work through the Channel System of Ph.D. Promotion.

I wish to express my sincere appreciation to Prof. Dr. Shin-ichiro Sakai, Professor of Pharmaceutical Chemistry, Faculty of Pharmaceutical Sciences, University of Chiba, Japan, for his kind hospitality and guidance during my study in Japan.

I would like to express my sincere thanks and gratitude to Prof. Dr. Abdel Hamid N. Ahmed, Professor of Pharmaceutical Organic Chemistry and Dr. Abdel-Nasser A.H. El-Shorbagi, Associate Professor of Pharmaceutical Organic Chemistry, Faculty of Pharmacy, Assiut University for their generous help and encouragement during the course of this work.

My sincere gratitude is also dedicated to Professor Dr. Norio Aimi, Dr. Hiromitsu Takayama and Dr. Mariko Kitajima; the staff members of Faculty of Pharmaceutical Sciences,

University of Chiba, Japan for their valuable help and measurement of spectral data.

I wish to thank the staff members of the Chemical Analytical Center, Chiba University, Japan and all the members of TOSOH institute Co. Ltd., for elemental analysis, high resolution mass analyses and for carrying out the biological screening.

I am much indebted to all who contributed by one way or another to the realization of this work.

Samia G.A. Abdel Moty

CONTENTS

Subject	Page
Part I: Introduction	
Section A: Historical	1
Section B: Chemistry of β -carboline	
i) Synthesis of β -carboline	6
ii) Properties of β -carboline	13
Section C: Biological activity of β -carboline....	21
Part II: Scope of investigation.....	35
Part III: Results and Discussion	
Section 1: Chemistry	40
Section 2: Biological Evaluation	90
Part IV: Experimental	96
Part V: References.....	149
Abstract	
Summary in Arabic	

LIST OF TABLES

Table	No.	Page
	(1): Spectral data for compounds (19a) and the natural alkaloid (LXXXV)	82
	(2): Antiviral / Cytotoxic Assays.....	92
	(3): Characterization of compounds (Gb,c).....	103
	(4): Characterization of compounds (Hb,c).....	105
	(5): Characterization of compounds (8a-c).....	120
	(6): Characterization of compounds (9a-c).....	122
	(7): Characterization of compounds (10a-c).....	124
	(8): Characterization of compounds (11b-d).....	127
	(9): Characterization of compounds (12b-d).....	129
	(10): Characterization of compounds (13b-d).....	131
	(11): Characterization of compounds (14a-c).....	135
	(12): Characterization of compounds (15a-c).....	138
	(13): Characterization of compounds (16a-c).....	141
	(14): Characterization of compounds (17a-c).....	144
	(15): Characterization of compounds (18a-c).....	146
	(16): Characterization of compounds (19b,c).....	148

LIST OF FIGURES

Fig. No.		Page
Fig. 1	^1H -NMR spectrum of compound (10c).....	48
Fig. 2	Decoupling technique for compound (10c)....	49
Fig. 3	^1H -NMR spectrum of compound (12d).....	53
Fig. 4	Mass spectrum of compound (12d).....	54
Fig. 5	^1H -NMR spectrum of compound (B).....	57
Fig. 6	^1H -NMR spectrum of compound (C).....	58
Fig. 7	^1H -NMR spectrum of compound (F).....	60
Fig. 8	^1H -NMR spectrum of compound (13d).....	63
Fig. 9	Homo decoupling and NOE for compound (13d) .	64
Fig. 10	^1H -NMR spectra of compounds (15a* and 15**) ..	71
Fig. 11	^1H -NMR spectrum of compound (17a).....	78
Fig. 12	^1H -NMR spectra of compounds (19a) and the natural alkaloid (LXXXV).....	84
Fig. 13	^1H - ^{13}C COSY for compound (19a).....	85

LIST OF DIAGRAMS

Diagram	No.	Page
	1 & 2: Molecular Stick Models for compounds (15a* and 15a**)	72
	3 & 4: Molecular Stick Models for compounds (16a* and 16a**)	76
	5 & 6: Molecular Stick Models for compounds (19a) and natural alkaloid (LXXXV)	87

Part I:

INTRODUCTION