



بِسْمِ اللَّهِ الرَّحْمَنِ الرَّحِيمِ



# شبكة المعلومات الجامعية التوثيق الالكتروني والميكرو فيلم



شبكة المعلومات الجامعية

# جامعة عين شمس

التوثيق الالكتروني والميكروفيلم

## قسم

نقسم بالله العظيم أن المادة التي تم توثيقها وتسجيلها  
على هذه الأفلام قد أعدت دون أية تغيرات



## يجب أن

تحفظ هذه الأفلام بعيدا عن الغبار

في درجة حرارة من ١٥-٢٥ مئوية ورطوبة نسبية من ٢٠-٤٠%

To be Kept away from Dust in Dry Cool place of  
15-25- c and relative humidity 20-40%

# بعض الوثائق الأصلية تالفة

# بالرسالة صفحات لم ترد بالاصل



Mansoura University  
Faculty of Engineering  
Structural Eng. Department

624,1

## **ARRANGEMENT OF CABLES IN CABLE STAYED BRIDGES**

*By*

**MOHAMED EL-TANTAWY EL-MADAWY AWAD**

B.Sc. (Honor) in Civil Engineering, Mansoura University, 2000

*A THESIS*

Submitted in partial fulfillment of the requirements  
for the degree of Master of Science

*In*

**Structural Engineering**

### ***SUPERVISORS***

**Prof. Dr. Youssef Ibrahim Agag**

Structural Engineering Department  
Faculty of Engineering  
Mansoura University

**Associate Prof. Dr.  
Mohamed Naguib Abou El-saad**

Structural Engineering Department  
Faculty of Engineering  
Mansoura University

**Assistant Prof. Dr.  
Shaaban Ibrahim Selim**

Structural Engineering Department  
Faculty of Engineering  
Mansoura University

2005



Mansoura University  
Faculty of Engineering  
Structural Eng. Department

## **ARRANGEMENT OF CABLES IN CABLE STAYED BRIDGES**

*By*

**MOHAMED EL-TANTAWY EL-MADAWY AWAD**

B.Sc. (Honor) in Civil Engineering, Mansoura University, 2000

*A THESIS*

Submitted in partial fulfillment of the requirements  
for the degree of Master of Science

*In*

**Structural Engineering**

### ***SUPERVISORS***

**Prof. Dr. Youssef Ibrahim Agag**

Structural Engineering Department  
Faculty of Engineering  
Mansoura University

**Associate Prof. Dr.  
Mohamed Naguib Abou El-saad**

Structural Engineering Department  
Faculty of Engineering  
Mansoura University

**Assistant Prof. Dr.  
Shaaban Ibrahim Selim**

Structural Engineering Department  
Faculty of Engineering  
Mansoura University

2005

Handwritten signature/initials.

بِسْمِ اللَّهِ الرَّحْمَنِ الرَّحِيمِ

قَالُوا سُبْحَانَكَ اللَّهُ عَمَّا يُشْرِكُونَ  
عَلَّمْنَا نَسْتَا إِلَهَكَ أَنْتَ الْعَلِيمُ الْحَكِيمُ

بِسْمِ اللَّهِ الرَّحْمَنِ الرَّحِيمِ




البقرة آية: (٣٢)



**Thesis Title : ARRANGEMENT OF CABLES IN CABLE STAYED BRIDGES**

**Candidate Name:** Mohamed EL-tantawy EL-madawy Awad.




**Supervisors:**

Name	Position	Signature
1- Dr. <b>Youssef I. Agag</b>	Professor of Structural Eng., Structural Engineering Dept., Faculty of Engineering, El-Mansoura University.	
2- Dr. <b>Mohamed N. Abou El-saad</b>	Associate Professor, Structural Engineering Dept., Faculty of Engineering, El-Mansoura University.	
3- Dr. <b>Shaaban I. Selim</b>	Assistant Professor, Structural Engineering Dept., Faculty of Engineering, El-Mansoura University.	





**Thesis Title : ARRANGEMENT OF CABLES IN CABLE STAYED BRIDGES**

**Candidate Name:** Mohamed EL-tantawy EL-madawy Awad.

**Supervisors:**

Name	Position	Signature
1- Dr. Youssef I. Agag	Professor of Structural Eng., Structural Engineering Dept., Faculty of Engineering, El-Mansoura University.	
2- Dr. Mohamed N. Abou El-saad	Associate Professor, Structural Engineering Dept., Faculty of Engineering, El-Mansoura University.	
3- Dr. Shaaban I. Selim	Assistant Professor, Structural Engineering Dept., Faculty of Engineering, El-Mansoura University.	

**Examination committee:**

Name	Position	Signature
1- Dr. Youssef Ibrahim Agag	Professor of Structural Eng., Structural Engineering Dept., Faculty of Engineering, El-Mansoura University.	
2- Dr. Mohamed Ibrahim El-naggar	Professor of Structural Eng., Structural Engineering Dept., Faculty of Engineering, Alexandria University.	
3- Dr. Nabil Said Mahmoud	Professor of Structural Eng., Structural Engineering Dept., Faculty of Engineering, El-Mansoura University.	
4- Dr. Mohamed N. Abou El-saad	Associate Professor, Structural Engineering Dept., Faculty of Engineering, El-Mansoura University.	

# CONTENTS

	Page
<b>ACKNOWLEDGEMENT</b> .....	v
<b>ABSTRACT</b> .....	vi
 <b>CHAPTER 1: INTRODUCTION</b>	
1.1 GENERAL .....	1
1.2 OBJECTIVE OF THE STUDY .....	2
1.3 OUTLINE OF THE THESIS .....	2
 <b>CHAPTER 2: LITRATURE REVIEW OF CABLE-STAYED BRIDGES</b>	
2.1 SHORT HISTORICAL REMARKS .....	4
2.1.1 Dischinger and German Design (Sudden Rise of Cable-Stayed Bridge) .....	5
2.1.2 Recent World Applications .....	7
2.1.2.1 Germany and cable-stayed bridges .....	7
2.1.2.2 United States and cable-stayed bridges .....	8
2.1.2.3 Cable-stayed bridges in Japan .....	9
2.1.2.4 Cable-stayed bridges in Egypt .....	10
2.1.2.5 The longest cable-stayed bridges .....	11
2.2 COMPONENT AND CONFIGURATION OF CABLE-STAYED BRIDGES .....	12
2.2.1 Stay Cable Arrangements .....	12
2.2.1.1 Transverse cable arrangements .....	13
2.2.1.2 Longitudinal cable arrangements .....	14
2.2.2 Girder cross section types .....	15
2.2.2.1 Solid web girders .....	16
2.2.2.2 Stiffening truss .....	16
2.2.2.3 Reinforced and prestressed concrete girders .....	16
2.2.3 Tower types .....	17
2.2.4 Number and spacing of cables (multi-stay system) .....	19
2.3 LITERATURE REVIEW .....	20
2.3.1 Static Analysis of Cable-Stayed Bridge .....	20

2.3.2 Dynamic Analysis of Cable-Stayed Bridges .....	23
2.4 STRUCTURAL ADVANTAGES OF THE CABLE-STAYED BRIDGE .....	25

### CHAPTER 3: STATIC ANALYSIS

3.1 INTRODUCTION .....	27
3.2 MATHEMATICAL FORMULATION .....	28
3.3 MINIMIZATION TECHNIQUES .....	29
3.4 EXPRESSIONS FOR THE <i>TPE</i> .....	32
3.5 NUMERICAL ILL-CONDITIONING, SCALING AND CONVERGENCE .....	37
3.5.1 Condition Number and Sources of Ill-conditioning .....	37
3.5.2 Scaling and Ill-conditioning of the <i>TPE</i> surface .....	38
3.5.3 Convergence Criteria (Termination Procedures) .....	40
3.6 SUMMARY OF THE ITERATIVE PROCEDURES .....	40

### CHAPTER 4: DYNAMIC ANALYSIS

4.1 INTRODUCTION .....	46
4.2 TIME DOMAIN ANALYSIS .....	46
4.3 IMPLICIT TIME INTEGRATION METHODS FOR NONLINEAR DYNAMIC ANALYSIS .....	47
4.3.1 Linear change of acceleration method .....	47
4.3.2 Wilson $\theta$ - method .....	48
4.3.3 Constant acceleration method .....	48
4.3.4 Newmark $\beta$ - method .....	48
4.3.5 Incremental equation of motion .....	49
4.4 GENERALIZED METHOD OF MINIMIZING TPDE .....	50
4.4.1 Assumptions .....	50
4.4.2 The total potential energy at time $(t + \Delta t)$ .....	51
4.4.2.1 Total potential energy, $TPE = W\{x\}$ .....	54
4.4.2.2 Total potential energy dissipation by structural damping, $W\{\dot{x}\}$ .....	58
4.4.2.3 Total potential energy of inertia forces, $W\{\ddot{x}\}$ .....	59
4.4.2.4 Total potential work of wind, $W\{V\}$ .....	60
4.4.2.5 TPE of inertia forces due to support movements, $W\{\ddot{u}\}$ .....	60
4.4.2.6 TPE of independent dynamic forces, $W\{P\}$ .....	61

4.5 CONVERGENCE AND SCALING .....	62
4.6 STABILITY AND ACCURACY VERSUS THE MAGNITUDE OF THE TIME STEP .....	62

## **CHAPTER 5: STATIC RESPONSE ANALYSIS**

5.1 INTRODUCTION .....	64
5.2 DESCRIPTION OF THE CASE STUDY BRIDGES .....	64
5.3 ANALYSIS CONSIDERATIONS .....	65
5.4 INVESTIGATION OF THE FACTORS AFFECTING THE RESPONSE OF BRIDGE .....	65
5.4.1 Displacement Along The pylon height .....	65
5.4.2 Displacements along the Floor Beam .....	66
5.4.3 Displacement of cable Joint Number 2 .....	67
5.4.4 Normal Force along the Pylon Height .....	68
5.4.5 Bending Moment along the Pylons Height .....	69
5.4.6 Normal Force along the Floor Beam .....	70
5.4.7 Bending Moment along the Floor Beam .....	71
5.4.8 Final Tension Forces in the Outer Cable .....	72

## **CHAPTER 6: RESPONSE ANALYSIS OF STEADY STATE WIND LOAD**

6.1 INTRODUCTION .....	157
6.2 DESCRIPTION OF THE CASE STUDY BRIDGES .....	157
6.3 ANALYSIS CONSIDERATIONS .....	158
6.3.1 Calculation of the Wind Forces .....	158
6.3.2 Calculation of the Natural Frequencies .....	160
6.3.3 Calculation of the Damping .....	160
6.4 CASES OF STUDY .....	161
6.5 RESULTS AND DISCUSSIONS .....	162
6.5.1 Static Analysis due to Self weight and Longitudinal Wind .....	162
6.5.1.1 Displacement of cables at joints (2) and (13) .....	162
6.5.1.2 Lateral sway at top of the pylon .....	162
6.5.1.3 Deflection at mid of the interior span .....	162
6.5.1.4 Normal force and bending moment in the tower at lower end of members (1), (2) .....	163

6.5.1.5 Normal force and bending moment at mid of the interior span.....	163
6.5.1.6 Final Tension Force in the Exterior Cables (1), (2) .....	163
6.5.2 Time Domain Dynamic Analysis Due to Steady State Longitudinal Wind .....	164
6.5.2.1 Displacement of Cables at Joints (2) and (13) .....	164
6.5.2.2 Lateral sway at top of the pylon .....	164
6.5.2.3 Displacement at Mid of the Interior Span .....	165
6.5.2.4 Normal Force in the Tower at lower End of Members (1), (2) .....	165
6.5.2.5 Bending Moment in the Tower at the Lower End of Members (1), (2) .....	166
6.5.2.6 Normal Force at mid of the interior span .....	166
6.5.2.7 Bending Moment at mid of the interior span .....	166
6.5.2.8 Final tension Force in the Exterior Cables (1), (2) .....	167

## **CHAPTER 7: SUMMARY AND CONCLUSION**

7.1 SUMMARY .....	211
7.2 CONCLUSION .....	211
7.2.1 The Static Analysis under Self Weight and Equivalent Distributed Traffic Loads .....	211
7.2.2 The Analysis Due to Self Weight and longitudinal Wind Load .....	213
7.2.2.1 Static analysis .....	213
7.2.2.2 Dynamic analysis .....	213

## **REFERENCES**

## **ARABIC SUMMARY**

## Acknowledgement

I would like to express my gratitude and thanks to Allah for his help and grant to complete this work.

The author wishes to express his deepest gratitude and most appreciation to **Prof. Dr. Youssef Ibrahim Agag**, for his guidance, helpfulness, encouragement and excellent supervision.

The author is also extremely indebted to **Assoc. Prof. Dr. Mohamed Naguib Abou El-saad**, for his valuable advices and his continuous assistance that helped me a lot to complete this work.

Deep appreciation is extended to **Assis. Prof. Dr. Shaaban Ibrahim selim**, for his great concern and valuable suggestions throughout the course of this work.

Finally, the words stand helpless and can not express the appreciation from the author to his parents, wife, daughter, brother and sister for their sacrifice and fruitful care.