



شبكة المعلومات الجامعية

بِسْمِ اللَّهِ الرَّحْمَنِ الرَّحِيمِ



شبكة المعلومات الجامعية

@ ASUNET



شبكة المعلومات الجامعية التوثيق الالكتروني والميكروفيلم



شبكة المعلومات الجامعية

جامعة عين شمس

التوثيق الالكتروني والميكرو فيلم

قسم

نقسم بالله العظيم أن المادة التي تم توثيقها وتسجيلها
على هذه الأفلام قد أعدت دون أية تغييرات



يجب أن

تحفظ هذه الأفلام بعيدا عن الغبار

في درجة حرارة من ١٥-٢٥ مئوية ورطوبة نسبية من ٢٠-٤٠%

To be Kept away from Dust in Dry Cool place of
15-25- c and relative humidity 20-40%



بعض الوثائق الأصلية تالفة

بالرسالة صفحات لم ترد بالاصل

**EFFECT OF MINIMUM SEEDBED
PREPARATION ON COTTON YIELD**

By

Hanan Ali Ezzat El-Ganayni

B.Sc. Agric., Faculty of Agric., Tanta University, 1985

Thesis

Submitted in Partial Fulfillment of the

Requirements for the Degree of

Master of Science

In

Agricultural Mechanization

Faculty of Agriculture

Kafr El-Sheikh,

Tanta University

1998

12/2/98

EFFECT OF MINIMUM SEEDBED PREPARATION ON COTTON YIELD

By

Hanan Ali Ezzat El-Ganayni


B.Sc. In Agric. Mech., Faculty of Agric., Tanta University, 1985


**For the Degree of
MASTER OF SCIENCE**


In

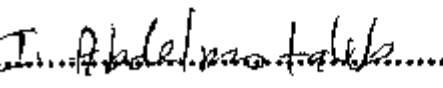
AGRICULTURAL MECHANIZATION

Examiners committee:

Prod. Dr. Metwalli M. Mohamed 
*Professor of Agric. Eng., and
Head of Agric. Mechanization Dept.,
Faculty of Agric., Kafr El-Sheikh,
Tanta University*

Prof. Dr. H.N. Abdel-Mageed 
*Professor of Agricultural Eng.,
Faculty of Agric., Mansoura University*

Prof. Dr. M.A. Helmy 
*Professor of Agricultural Eng.,
Faculty of Agric., Kafr El-Sheikh,
Tanta University*

Dr. I.A. Abdelmotaleb 
*Associate Prof. of Agricultural Eng.,
Faculty of Agric., Kafr El-Sheikh,
Tanta University*

Advisors Committee

Prof. Dr.

Mamdouh A. Helmy

Professor of Agricultural Eng.,
Faculty of Agric., Kafr El-Sheikh
Tanta University

Dr.

I.A. Abdelmotaleb

Associate Professor of Agricultural Eng.,
Faculty of Agric., Kafr El-Sheikh
Tanta University

ACKNOWLEDGEMENT

The author wishes to express her deep thanks and sincere gratitude to Prof. Dr. Metwalli Metwalli Mohamed, Head of Agric. Mech. Department, Faculty of Agriculture, Kafr El-Sheikh, Tanta University, for his valuable consultation, generous encouragement and revision of the manuscript.

Special Thanks and appreciation to Prof. Dr. Mamdouh Abbas Helmy, Professor of Agricultural Engineering, Agric. Mech. Department, Faculty of Agriculture, Kafr El-Sheikh, Tanta University, for his constructive supervision, guidance and intelligible comments. His continuous support and understanding are very highly appreciated.

Many thanks are addressed to Dr. Ismail Ahmed Abd El-Motaleb, Assoc. Prof., Agric. Mech. Department, Faculty of Agriculture, Kafr El-Sheikh, Tanta University, for his valuable supervision and continuous scientific assistance.

I also express my thanks to Prof. Dr. Abbas O. Omran, Computer Scientific Office for Dissertations and Research, for his help in statistical manipulation, typing and finalizing this manuscript.

The author wishes also to express her deep thanks to Prof. Dr. Ahmed Mohamed El-Serafy, Chief of Research of Agric. Mech., Rice Research and Training Center, A. R. C., for his assistance in providing the equipments and facilities for the present research work.

I would like also to express my sincere and deep thanks to all the staff members of Agric. Mech. Department, Faculty of Agriculture, Kafr El-Sheikh, Tanta University ; and to all the staff members of the Cotton Agronomy Research Department, Cotton Research Institute, A. R. C., for their continuous encouragement and valuable help.

Many thanks are extended to all who assisted me in any way to finish the present work.

CONTENTS

	<u>Page</u>
ACKNOWLEDGEMENT	i
CONTENTS	ii
LIST OF TABLES	iv
LIST OF FIGURES	vi
1. INTRODUCTION	1
2. REVIEW OF LITERATURE	3
2-1. Seedbed preparation and machinery	3
2-2. Field capacity and efficiency of tillage machines	6
2-3. Drawbar pull	10
2-4. Slip ratio (Tire slippage)	12
2-5. Fuel consumption	13
2-6. Cost analysis of different tillage machines	18
2-7. Effect of different tillage systems on plant and yield characteristics	19
3. MATERIALS AND METHODS	31
3.1. Materials	33
3.2. Methods	40
3.2.1. Field performance characters of tillage machine	40
3.2.1.1 Determination of field efficiency	40
3.2.1.2 Measurements during field tests	41
3.2.1.3 Determination of tractive force	42
3.2.1.4 Determination of cost	43
3.2.2. Plant and yield characters	43
3.3 Statistical Procedures	45
4. RESULTS AND DISCUSSIONS	46
4.1 Field performance characteristics	46
4.1.1 Determination of field efficiency	46
(1) Effective field capacity	46
(2) Field efficiency	50
4.1.2 Measurements during field tests	54

(3) Slip ratio	54
(4) Rate of fuel consumption	57
4.1.3 Determination of tractive force	60
(5) Drawbar pull	60
(6) Drawbar power	63
4.1.4 Machinery cost analysis	66
(7) Cost of seedbed preparation per feddan	66
(8) Total cost	69
4.2 Plant and yield characters	74
(9) Days to first flower opening	74
(10) Earliness : Percent of first pick	79
(11) Plant height	83
(12) Number of fruiting branches per plant	87
(13) Position of the first fruiting branch	91
(14) Number of bolls per plant	95
(15) Boll mass	99
(16) Lint percentage	102
(17) Seed index	106
(18) Seed cotton yield	110
 5. SUMMARY AND CONCLUSIONS	 116
 6. REFERENCES	 121
 APPENDIX	 135
 ARABIC SUMMARY	 1

LIST OF TABLES

<u>Table</u> <u>No.</u>	<u>Title</u>	<u>Page</u>
1	Chemical and mechanical analysis of experimental field	32
2	Technical data and specifications of the Ford Tw-5 tractor.	35
3	Technical data and specifications of the disc harrow	36
4	Technical data and specifications of the chisel plough	37
5	Technical data and specifications of the sub soiler	38
6	Spring dynamometer calibration at the Faculty of Engineering ,Mansoura University, (Obaia, 1991).	39
7	Effect of seedbed preparation systems on effective field capacity for two seasons	48
8	Effect of seedbed preparation systems on field efficiency for two seasons	51
9	Effect of seedbed preparation systems on slip ratio (%) for two seasons	55
10	Effect of seedbed preparation systems on fuel consumption rate for two seasons	58
11	Effect of seedbed preparation systems on drawbar pull (kN) for two seasons	61
12	Effect of seedbed preparation systems on drawbar power (kW) for two seasons	64
13	Effect of seedbed preparation systems on cost of operation (LE/feddan) for two seasons	67
14	Effect of seedbed preparation systems on total cost (LE/hour) for two seasons	70
15	Effect of seedbed preparation treatments on No. of days to first flower opening for two seasons	75
16	Correlation coefficients (r values) between seed cotton yield and plant/yield characters in two seasons	78
17	Effect of seedbed preparation treatments on earliness (percent of first pick of seed cotton) for two seasons	80
18	Effect of seedbed preparation treatments on height of cotton plant for two seasons	84
19	Effect of seedbed preparation treatments on number of fruiting branches per cotton plant for two seasons	88

20	Effect of seedbed preparation treatments on node of first fruiting branch in cotton plant for two seasons	92
21	Effect of seedbed preparation treatments on number of open bolls/plant for two seasons	96
22	Effect of seedbed preparation treatments on boll mass in cotton for two seasons	100
23	Effect of seedbed preparation treatments on lint percentage in cotton for two seasons	104
24	Effect of seedbed preparation treatments on seed index (mass of 100 seeds in grams) for two seasons	107
25	Effect of seedbed preparation treatments on seed cotton yield (kentars/feddan) for two seasons	111

LIST OF FIGURES

<u>Figure No.</u>	<u>Title</u>	<u>Page</u>
1	Diagram showing the effect of the four treatments on field capacity in cotton planting for two seasons	49
2	Diagram showing the effect of the four treatments on field efficiency in cotton planting for two seasons	52
3	Diagram showing the effect of the four treatments on slip ratio in cotton planting for two seasons	56
4	Diagram showing the effect of the five treatments on fuel consumption rate in cotton planting for two seasons	59
5	Diagram showing the effect of the five treatments on drawbar pull in cotton planting for two seasons	62
6	Diagram showing the effect of the five treatments on drawbar power in cotton planting for two seasons	65
7	Diagram showing the effect of the five seedbed preparation treatments on cost of operation (LE/fed) in cotton planting for two seasons	68
8	Diagram showing the effect of the five seedbed preparation treatments on total cost (LE/h) in cotton planting for two seasons	71
9	Diagram showing the effect of the five seedbed preparation treatments on earliness (no. of days to first flower) in cotton planting for two seasons	76
10	Diagram showing the effect of the five seedbed preparation treatments on earliness (percent of first pick) in cotton planting for two seasons	81
11	Diagram showing the effect of the five seedbed preparation treatments on plant height in cotton planting for two seasons	85
12	Diagram showing the effect of the five seedbed preparation treatments on number of fruiting branches/plant in cotton planting for two seasons	89
13	Diagram showing the effect of the five seedbed preparation treatments on position of first fruiting branch of cotton for two seasons	93