

حسام مغربي



شبكة المعلومات الجامعية

بسم الله الرحمن الرحيم




حسام مغربي



شبكة المعلومات الجامعية



شبكة المعلومات الجامعية التوثيق الالكتروني والميكرو فيلم



حسام مغربي



شبكة المعلومات الجامعية

جامعة عين شمس

التوثيق الإلكتروني والميكروفيلم

قسم

نقسم بالله العظيم أن المادة التي تم توثيقها وتسجيلها
علي هذه الأقراص المدمجة قد أعدت دون أية تغيرات



يجب أن

تحفظ هذه الأقراص المدمجة بعيدا عن الغبار




حسام مغربي



شبكة المعلومات الجامعية



بعض الوثائق الأصلية تالفة




حسام مغربي



شبكة المعلومات الجامعية



بالرسالة صفحات
لم ترد بالأصل



BIC150

**IMPACT OF HEALTH EDUCATION FOR
PREGNANT MOTHERS
ON
NUTRITIONAL STATUS OF THEIR CHILDREN**

THESIS

*Submitted in partial fulfillment of
the MPH Degree*

By

SAMY FARID ISAAC

M.B.B.cH., Diploma (Tropical Medicine)

Supervisors

Salah El-Dean Mostafa, MD, FACE (USA)

*Professor of Preventive Medicine & Epidemiology, Medical studies
Department, Institute of Postgraduate Childhood Studies, Ain-Shams
University*

REFAAT RAOUF SADEK, MD, MIEA

*Assistant Professor of Preventive Medicine, Faculty of
medicine, El-Minia University*

MONA ABOU ZEID, MD

*Assistant Professor of Preventive Medicine, Faculty of
medicine, El-Minia University*

FACULTY OF MEDICINE

MINIA UNIVERSITY

1997

Acknowledgement

I wish to express my deepest gratitude to Dr. Salah El-Dean Mostafa, Professor of Public Health, Institute of Postgraduate Childhood Studies, Ain-Shams University for his sincere help, his guidance and support that enabled me to accomplish this work.

My deepest respect and thanks to Dr. Refaat Raouf Sadek, Assistant Professor of Public Health, Faculty of Medicine, EL-Minia University for his great help and unlimited cooperation.

Many thanks to Dr. Mona Abou Zeid, Assistant Professor of Public Health, Faculty of Medicine, EL-Minia University for her encouragement and guidance during performing this work.

I would like to offer my deep appreciation to Dr. Mohamed El-Didamony, Head of Public Health Department, Faculty of Medicine, EL-Minia University for his support and continuous encouragement.

I am actually indebted to Dr. Imad Gergis and all the staff members of the Public Health Department, Faculty of Medicine, EL-Minia University for their friendly cooperation and the brotherly atmosphere in which I worked.

*I would like also to offer my thanks to **Dr. Salah Abdel Kader**, director of fifth area, Upper Egypt branch of Public Organization for Health Insurance for his help and the facilities he offered me to finish this work.*

All my thanks and deep appreciation to those who share me this work and spent much of their time and efforts to accomplish the work for the sake of the poor people and to take a step forward on the road of developing our lovely country.

***To those who share me the
work for the poor***

list of Contents

	<i>Page</i>
<i>Introduction-----</i>	<i>1</i>
<i>Aim of the work-----</i>	<i>2.a</i>
<i>Literature Review</i>	
<i>-Main nutritional problems among preschool children-----</i>	<i>3</i>
<i>-Nutritional situation of under-five children in Egypt and its trend-----</i>	<i>7</i>
<i>-Impact of malnutrition on child health-----</i>	<i>13</i>
<i>-Factors contributing to malnutrition-----</i>	<i>20</i>
<i>-Assessment of nutritional status-----</i>	<i>28</i>
<i>-Measures to improve nutritional situation-----</i>	<i>40</i>
<i>-Nutrition education and communication-----</i>	<i>48</i>
<i>Materials and methods-----</i>	<i>56</i>
<i>Results-----</i>	<i>62</i>
<i>Discussion and conclusion -----</i>	<i>98</i>
<i>Recommendations-----</i>	<i>108</i>
<i>Summary-----</i>	<i>110</i>
<i>Abstract -----</i>	<i>113</i>
<i>References-----</i>	<i>114</i>
<i>Appendices-----</i>	<i>128</i>
<i>Arabic summary-----</i>	<i>140</i>

List of tables

	<i>Page</i>
1-Table (a):Classified signs used in nutrition surveys.....	35
2-Table (b):Biochemical tests applicable to nutrition surveys.....	38
3-Table (1):Distribution of the study sample according to sex.....	62
4-Table (2): Comparison between ages of the children in the case & control groups.....	63
5-Table (3) :Comparison between birth order of the children in the case& control groups.....	64
6-Table (4) : Comparison between ages of mothers in the case & control groups.....	65
7-Table (5):Frequency distribution of educational status of mothers	66
8-Table (6):Frequency distribution of educational status of fathers..	68
9-Table (7):Occupation of fathers in the case & control groups.....	69
10-Table (8):Occupation of mothers in the case & control groups.....	70
11-Table (9):Comparison between the crowding index of the case & control groups.....	72
12-Table(10):Comparison between the expenditure per month in L.E. For both the case&control groups.....	73
13-Table (11):Presence of TV in the case & control groups.....	74
14-Table (12):Comparison between social scores of the two groups.	75
15-Table (13):Comparison between mothers of both groups who ever gave breast milk.....	76

16-Table (14): Comparison between mothers of the case & control groups for time of starting breast feeding.....	77
17-Table (15): Time of introduction of additional food for children in the case and control groups.....	78
18-Table (16): Comparison between mothers in the case & control groups who feed their children during diarrhea.....	79
19-Table (17): Full doses of vaccines given to the children in the case & control groups.....	80
20-Table (18): Comparison between Knowledge of mothers in the case & control groups about benefits of vaccination...	81
21-Table (19): Comparison between scores of knowledge for mothers in the case and control groups regarding the benefits of breast milk	82
22-Table (20): Comparison between knowledge score of mothers in the case & control groups about ways of protection from diarrhea.....	83
23-Table (21): Comparison between attitude of mothers in the case & control groups towards withdrawal of breast milk....	84
24-Table (22): Comparison between knowledge scores of mothers in the case & control groups related to breast milk, feeding of children, diarrhea, immunization and birth spacing.....	85
25-Table (23): Comparison between trend scores of mothers in the case & control groups regarding breast feeding, weaning, feeding of young children, diarrhea and birth spacing.....	86
26-Table (24): Comparison between practice scores of mothers in the case & control groups regarding breast feeding, diarrhea, immunization, nutrition and birth spacing.....	87
27-Table (25): Comparison between ages of children of both groups after matching	89

28-Table(26): Comparison between weight of children in the case & control groups after matching for age.....	90
29-Table(27): Comparison between length of children in the case & control groups after matching for age.....	91
30-Table(28): Distribution of under-weight among children of in the case & control groups after matching for age.....	92
31-Table(29): Distribution of stunting among children in the case & control groups after matching for age.....	93
32-Table(30): Distribution of wasting among children in the case & control groups after matching for age.....	94
33-Table(31): The effect of some determinant on weight for age Z-score.....	96

List of Figures

	<i>Page</i>
<i>Figure(1): Inter-relationship between Nutrition Problem Grouping</i>	40
<i>Figure(2): Educational status of mothers.....</i>	67
<i>Figure(3): Occupation of mothers.....</i>	71
<i>Figure(4): Comparison between knowledge, attitude, practice scores for mothers of the two groups.....</i>	88
<i>Figure(5): Distribution of wasting, stunting, and underweight among the two groups.....</i>	95

List of Abbreviations

<i>ACC / SCN</i>	<i>: Administrative Committee on Coordination - Subcommittee on nutrition</i>
<i>ARE</i>	<i>: Arabic Republic of Egypt</i>
<i>BF</i>	<i>: Breast feeding</i>
<i>BFHI</i>	<i>: Baby Friendly Hospital Initiative</i>
<i>CAPMAS</i>	<i>: Central Agency for Public Mobilization and Statistics</i>
<i>CDC</i>	<i>: Centre for Disease Control</i>
<i>EDHS</i>	<i>: Egypt Demographic and Health Survey</i>
<i>FAO</i>	<i>: Food and Agriculture Organization</i>
<i>IDA</i>	<i>: Iron deficiency anaemia</i>
<i>IDD</i>	<i>: Iodine deficiency disorder</i>
<i>KAP</i>	<i>: Knowledge, Attitude and Practice</i>
<i>LBW</i>	<i>: Low Birth Weight</i>
<i>MCH</i>	<i>: Maternal and Child Health</i>
<i>MUAC</i>	<i>: Mid Upper Arm Circumference</i>
<i>NCHS</i>	<i>: National Centre for Health and Statistics</i>
<i>ORS</i>	<i>: Oral Rehydration Fluid</i>
<i>PEM</i>	<i>: Protein Energy Malnutrition</i>
<i>SD</i>	<i>: Standard Deviation</i>
<i>TV</i>	<i>: Television</i>
<i>UNICEF</i>	<i>: United Nations Children's Fund</i>
<i>WHO</i>	<i>: World Health Organization</i>