

حسام مغربي



شبكة المعلومات الجامعية

بسم الله الرحمن الرحيم




حسام مغربي



شبكة المعلومات الجامعية



شبكة المعلومات الجامعية التوثيق الالكتروني والميكروفيلم



حسام مغربي



شبكة المعلومات الجامعية

جامعة عين شمس

التوثيق الإلكتروني والميكروفيلم

قسم

نقسم بالله العظيم أن المادة التي تم توثيقها وتسجيلها
علي هذه الأقراص المدمجة قد أعدت دون أية تغيرات



يجب أن

تحفظ هذه الأقراص المدمجة بعيدا عن الغبار



خسار مغربي



شبكة المعلومات الجامعية



بعض الوثائق الأصلية تالفة




حسام مغربي



شبكة المعلومات الجامعية



بالرسالة صفحات
لم ترد بالأصل



**PREFORMULATION AND TECHNICAL
STUDIES OF LONG TERM
EXTRA-UTERINE LOCAL
CONTRACEPTIVE DEVICES**

A THESIS PRESENTED

BY

SAMIA MOHAMED ABD EL HALIM OMAR

FOR.

*The Degree of Doctor of Philosophy in Pharmaceutical Sciences
(Pharmaceutical Technology)*

UNDER THE SUPERVISION OF

Prof. Dr.

MAHFOUZ A. KASSEM

Prof of pharmaceutics
Pharmaceutical Sciences Laboratory,
National Research Center, Cairo

Prof. Dr.

MOUSTAFA K. YOUSSEF

Prof of Pharmaceutical Technology
and Chairman of pharm. Technology Dept.
Faculty of Pharmacy
Tanta University

Prof. Dr.

ESMAT E. ZEIN EL-DIN

Prof of Pharmaceutical Technology
Faculty of Pharmacy
Tanta University

Prof. Dr.

AHMED MOHAMED EL-ATTAR


Prof of Obstetric and Gynecology
Faculty of Medicine
Tanta University

**DEPARTMENT OF PHARMACEUTICAL TECHNOLOGY
Faculty of PHARMACY
Tanta University**

1995

APPROVAL SHEET

APPROVED BY:



Four handwritten signatures are written on a horizontal dotted line. The signatures are in black ink and vary in style, including cursive and more formal script.

Committee in Charge

Date: / / 1995

ACKNOWLEDGEMENT

I would like to express my sincere gratitude and appreciation to professor Dr. **MAHFOUZ A. KASSEM**, Pharmaceutical Sciences laboratory, National Research Center, Cairo, for supervising this work, valuable advice, constructive suggestions and revising the material of this thesis.

I'm very grateful and appreciating to professor Dr. **MOUSTAFA K. YOUSSEF**, Chairman of the pharmaceutical Technology Department, Faculty of Pharmacy, Tanta University, for the suggestion of the idea of the whole thesis and for his close supervision, valuable efforts, kind assistance and kind guidance during the progress of this work and in writing the thesis .

My thanks to professor Dr. **ESMAT E. ZEIN EL-DIN**, Professor of Pharmaceutical Technology, Faculty of Pharmacy, Tanta University, for his generous assistance and encouragement.

I'm grateful to Professor Dr. **AHMED MOHAMED EL-ATTAR** Professor Obstetric and Gynecology Faculty of Medicine Tanta University, for his kind assistance, valuable advice and guidance.

My great gratitude to professor Dr. **MOHAMED EHAB EL-DIN FATOUH** Professor of Pharmaceutical Technology, Faculty of Pharmacy, El-Azhar University, for revising the material of this thesis.

My great thanks to Dr. Sanaa Abd El-Ghany El-Gizawy Lecturer of Pharmaceutical Technology Faculty of Pharmacy Tanta University for her help during the work.

My great thanks to Dr. Shrief Mahmoud Chairman of El-Nasr Co. for rubber products., (Narubin - Co.) Cairo - Egypt. for his valuable assistance in the manufacture of the natural rubber medicated diaphragm.

I would like to thank my colleagues of the department of pharmaceutical Technology and all the staff and member of the Faculty of pharmacy, Tanta University, for providing all possible facilities.

Finally, I would like to acknowledge a special debt of gratitude to my family for their loving

To
MY PARENTS
MY HUSBAND
MY SON AND MY DAUGHTER

CONTENTS

PAGE

SCOPE AND OBJECTIVE OF THE WORK	i
ABSTRACT	ii

GENERAL INTRODUCTION

1. FAMILY PLANNING	1
2. METHODS OF CONTRACEPTION	2
2.1. MECHANICAL METHODS	2
2.1.1. OCCLUSIVE BARRIERS	3
2.1.2. INTRAUTERINE DEVICES	4
2.2. CHEMICAL METHODS	4
2.2.1. LOCAL CHEMICAL METHODS:	4
2.2.2. SYSTEMIC CHEMICAL METHODS	5
2.3. PHYSIOLOGICAL METHODS	6
2.4. SURGICAL METHODS	6
3. SAFETY OF THE CONTRACEPTIVE METHODS	6
4. SPERMICIDES	8
4.1 ELECTROLYTES	9
4.2. ENZYME INHIBITORS	9
4.3. SULFHYDRYL-BINDING COMPOUNDS	9
4.4. SURFACE- ACTIVE AGENTS	9
4.5. ACIDS.	10
4.6 METRONIDAZOLE AS SPERMICIDE	11
5. THE USE OF DIAPHRAGM AS A BARRIER	13
CONTRACEPTIVE	

PART ONE:**IN - VITRO PREPARATION AND EVALUATION OF
SELECTED MEDICATED POLYMERIC FILMS.****INTRODUCTION**

1. POLYMERS	16
2. POLYMERIZATION	16
3. BRANCHING OF POLYMERS	17
3.1. LINEAR POLYMERS	17
3.2. BRANCHED POLYMERS	17
3.3. NETWORK POLYMERS	19
4. INDUSTRIAL POLYMERS	19
4.1. PLASTICS	19
4.2. FIBERS	20
4.3. RUBBERS	20
5. FILM FORMING POLYMERS	21
5.1. POLYOLEFINS	21
5.2. VINYLs	21
5.3. IONOMERS	21
5.4. STYRENE POLYMERS AND COPOLYMERS	21
5.5. CELLULOSE AND CELLULOSE DERIVATIVES	22
5.6. MISCELLANEOUS	22
6. MANUFACTURING METHODS FOR POLYMERIC FILMS	22
6.1. EXTRUSION OF FILM	22
6.1.1 BLOWN FILM EXTRUSION	23
6.1.2. SLIT-DIE EXTRUSION	23
6.2. CALENDERING	23
6.3. SOLVENT CASTING	23
7. PARAMETERS CONSIDERED IN THE SELECTION OF POLYMERS USED	24

8. POLYMERS FOR MEDICAL APPLICATIONS	25
8.1. POLYVINYL POLYMERS	26
8.2. POLYSTYRENE	27
8.3. RUBBERS	27

EXPERIMENTAL

A. MATERIALS	30
B. EQUIPMENT	30
C. METHODS	31
1. PREPARATION OF POLYMERIC FILMS CONTAINING METRONIDAZOLE	31
1.1. PREPARATION OF POLYVINYL CHLORIDE (P.V.C.) MEDICATED FILMS	31
1.2. PREPARATION OF POLYSTYRENE MEDICATED FILMS	31
1.3. PREPARATION OF NATURAL RUBBER MEDICATED FILMS	33
1.3.1. PREPARATION OF THE VULCANIZATES	33
1.3.2. PREPARATION OF MEDICATED RUBBER FILMS	33
2. <u>IN - VITRO</u> STUDY OF DRUG RELEASE FROM THE PREPARED FILMS	33
3. STUDY OF THE INTERACTION- IF ANY-BETWEEN METRONIDAZOLE AND THE PREPARED POLYMERIC FILMS	34
3.1. ULTRAVIOLET SPECTRA OF THE RELEASED DRUG	34
3.2. INFRARED ABSORPTION SPECTROSCOPY STUDY	35
3.3. DIFFERENTIAL THERMAL ANALYSIS (D.T.A.) STUDY	36
3.4. SCANNING ELECTRON MICROSCOPY STUDY	37

RESULTS AND DISCUSSION

1. <u>IN - VITRO</u> DRUG RELEASE CHARACTERISTICS	38
--	-----------

2. SCANNING ELECTRON MICROSCOPY OF THE PREPARED MEDICATED FILMS	64
--	-----------

PART TWO

SELECTION OF DIAPHRAGM COMPONENTS

INTRODUCTION

1. SELECTION OF POLYMER	68
2. SELECTION OF POLYMER ADDITIVES	72
2.1. PHYSICAL PROPERTIES OF VULCANIZATES:	72
2.1.1. TENSILE STRENGTH	72
2.1.2. ELONGATION	72
2.1.3. HARDNESS	72
2.1.4. THE VULCANIZATION CHARACTERISTICS (MONSANTO OSCILLATING DISK RHEOMETER)	73
3. SELECTION OF METALLIC ALLOY FOR DIAPHRAGM SPRING	73
METRONIDAZOLE / METAL INTERACTIONS	

EXPERIMENTAL

A. MATERIALS	76
B. EQUIPMENT	76
C. METHODS	76
1. MEASURING THE TENSILE STRENGTH AND ULTIMATE ELONGATION USING DUMBBELL AND STRAIGHT SPECIMENS METHOD	76
1.1. PREPARATION OF SPECIMENS	77
1.2. PROCEDURE	77
1.3. CALCULATION.	78
2. MEASURING THE HARDNESS OF RUBBER SPECIMENS USING DUROMETER HARDNESS METHOD.	78

	<i>PAGE</i>
2.1. PREPARATION OF SPECIMENS	79
2.2. PROCEDURE	79
3. MEASURING THE EFFECT OF METRONIDAZOLE ON	79
THE VULCANIZATION CHARACTERISTICS OF NATURAL RUBBER	
3.1. PREPARATION OF SPECIMENS	79
3.2. PROCEDURE	79
3.3. CALCULATION	80
4. <u>IN</u> - <u>VITRO</u> STUDY OF THE METRONIDAZOLE RELEASE	81
FROM THE PREPARED FILMS	
5. SELECTION OF METALLIC ALLOY FOR DIAPHRAGM	81
SPRING.	

RESULTS AND DISCUSSION

1. PHYSICO-MECHANICAL CHARACTERISTICS OF	82
MEDICATED RUBBER VULCANIZATES.	
1.1 .TENSILE STRENGTH AND ULTIMATE ELONGATION. ...	82
1.2. HARDNESS	82
1.3. VULCANIZATION CHARACTERISTICS	86
2. DRUG- RELEASE CHARACTERISTICS.	89
3. METRONIDAZOLE- METAL INTERACTION.	93

PART THREE

FORMULATION AND EVALUATION OF A SPERMICIDAL OINTMENT

INTRODUCTION

1. METHODS OF EVALUATION OF THE SPERMICIDAL	96
EFFECTIVENESS OF METRONIDAZOLE .	
1.1. <u>IN</u> - <u>VITRO</u> SPERMICIDAL TESTS:	97
1.1.1. MIXED-DILUTIONS TESTS:	97
1.1.2. UNDILUTED AND UNMIXED TESTS	98

1.1.3. THE INTERNATIONAL PLANNED PARENTHOOD FEDERATION TEST .	99
1.2. <u>IN</u> - <u>VIVO</u> SPERMICIDAL TESTS	99
2. MEDICATED PLASTIBASE	100
EXPERIMENTAL	
A. MATERIALS	102
B. EQUIPMENT	102
C. METHODS	103
1. EVALUATION OF THE SPERMICIDAL EFFECTIVENESS OF METRONIDAZOLE (MINIMUM INHIBITORY CONCENTRATIONS (M.I.C).]	103
1.1. PREPARATION OF HUMAN SEMEN SAMPLES	103
1.2. DETERMINATION OF THE M.I.C.	103
2 . DETERMINATION OF THE EFFECT OF AMBERLITE IRP - 69 CATIONIC ION EXCHANGE RESIN ON THE DISTRIBUTION OF SPERMATOZOA.	103
2.1. REGENERATION OF RESIN	105
2.2. EXAMINATION OF SPERM SAMPLES	105
3. PREPARATION OF MEDICATED PLASTIBASE	106
3.1. PREPARATION OF PLAIN PLASTIBASE	106
3.2. PREPARATION OF MEDICATED PLASTIBASE .	106
4. EVALUATION OF THE RELEASE CHARACTERISTICS OF METRONIDAZOLE FROM THE FORMULATED OINTMENTS	110
5. EVALUATION OF THE SPERMICIDAL ACTIVITY OF THE MEDICATED PLASTIBASE.	112
RESULTS AND DISCUSSION	
1. EVALUATION OF SPERMICIDAL EFFECTIVENESS OF METRONIDAZOLE (MINIMUM INHIBITORY CONCENTRATION (M.I.C.)]	113
2. DETERMINATION OF THE EFFECT OF AMBERLITE	115