

حسام مغربي



شبكة المعلومات الجامعية

بسم الله الرحمن الرحيم




حسام مغربي



شبكة المعلومات الجامعية



شبكة المعلومات الجامعية التوثيق الالكتروني والميكروفيلم



حسام مغربي



شبكة المعلومات الجامعية

جامعة عين شمس

التوثيق الإلكتروني والميكروفيلم

قسم

نقسم بالله العظيم أن المادة التي تم توثيقها وتسجيلها
علي هذه الأقراص المدمجة قد أعدت دون أية تغيرات



يجب أن

تحفظ هذه الأقراص المدمجة بعيدا عن الغبار




خسار مغربي



شبكة المعلومات الجامعية



بعض الوثائق الأصلية تالفة




حسام مغربي



شبكة المعلومات الجامعية



بالرسالة صفحات
لم ترد بالأصل



B 19133

**Determinants of Nutritional Status of
Preschool Children in Rural Areas
in Gharbia Governorate**

Thesis

*Submitted to the High Institute of Public Health
in Partial Fulfillment of the requirements
for the Degree of
Master of Public Health
(Nutrition)*

By

Hossam Eldin Abd El-Sadek Metewaly

*M.B.B.Ch.
Tanta University*


**High Institute of Public Health
Alexandria University
1999**

SUPERVISORS

Prof. Dr. Fikrat A.F. El-Sahn

*Professor of Nutrition
High Institute of Public Health
Alexandria University*

Fikrat



Prof. Dr. Layla H. Nofal

*Professor of Biostatistics
High Institute of Public Health
Alexandria University*

Layla

ACKNOWLEDGMENT

I would like to express my profound appreciation and deepest gratitude to **Prof. Dr. Fikrat El-Sahn**, Professor of Nutrition, High Institute of Public Health, Alexandria University, for her valuable guidance and constructive criticism. Her meticulous advice and particular experience were behind the completion of this work.

I am greatly indebted to **Prof. Dr. Laila Nofal**, Professor of Biostatistics, High Institute of Public Health, Alexandria University, for her great effort and particular experience in the analysis of data, and for her continuous encouragement, valuable assistance and efforts paid for the supervision of this thesis.

List of Tables

Table	Title	Page
I	Distribution of studied preschool children according to age and sex composition	36
II	Distribution of studied preschool children according to their birth order, type of family and family size	38
III	Distribution of studied preschool children according to parents education and occupation	40
IV	Distribution of mothers of the studied preschool children according to their marital, physiological status and gravidity	42
V	Distribution of studied preschool children according to their housing conditions	45
VI	Distribution of studied preschool children according to household possession	46
VII	Distribution of studied preschool children according to availability of household electric possession in the family	47
VIII	Distribution of studied preschool children according to diarrheal attacks in the previous 2 weeks of the study	49
IX	Distribution of studied preschool children according to upper respiratory tract infections within the previous 2 weeks of the study	50

X	Distribution of studied preschool children according to lower respiratory tract infections within the previous 2 weeks of the study	51
XI	Distribution of studied preschool children according to initiation of breast feeding	53
XII	Characteristics of feeding among studied preschool children aged under 2 years	54
XIII	Characteristics of feeding among studied preschool children aged 2-6 years	55
XIVa	Distribution of studied preschool children according to clinical signs of malnutrition	57
XIVb	Distribution of studied preschool children according to parasitic infestation	58
XV	Percentage of studied preschool children who are classified as under nourished according to three anthropometric indices of nutritional status: height for age, weight for height and weight for age indices by child's age and sex	60
XVI	Prevalence of stunting among studied preschool children according to some socioeconomic factors	62
XVII	Prevalence of stunting among studied preschool children according to some environmental factors	65
XVIII	Prevalence of stunting among studied preschool children according to some parental factors	69
XIX	Prevalence of stunting among studied preschool children according to some child related factors	72

XX	Stepwise logistic regression analysis of stunting among studied preschool children	74
XXI	Prevalence of wasting among studied preschool children according to some socioeconomic factors	76
XXII	Prevalence of wasting among studied preschool children according to some environmental factors	79
XXIII	Prevalence of wasting among studied preschool children according to some parental factors	81
XXIV	Prevalence of wasting among studied preschool children according to some child-related factors	84
XXV	Stepwise logistic regression analysis of wasting among studied preschool children	87
XXVI	Prevalence of underweight among studied preschool children according to some socioeconomic factors	89
XXVII	Prevalence of underweight among studied preschool children according to some environmental factors	92
XXVIII	Prevalence of underweight among studied preschool children according to some parental factors	96
XXIX	Prevalence of underweight among studied preschool children according to some child related factors.	99
XXX	Stepwise logistic regression analysis for underweight among studied preschool children	102
XXXI	Distribution of studied preschool children according to the measurements of MUAC	105

XXXII	Prevalence of wasting as measured by weight for height (W/H) < -2 Z scores, and of mid-upper arm circumference (MUAC) < 135 mm or < -2,3 or -4 Z scores, according to age group (months) among studied preschool children	106
XXXIII	Test characteristics for various cut-off values (mm) of the MUAC with W/H < -2 Z scores as the anthropometric standard for wasting according to age among studied preschool children	107
XXXIV	Test characteristics for various cut-off values (Z-scores) of the mid-upper arm circumference (MUAC) with W/H \leq -2 Z scores as the anthropometric standard for wasting according to age groups in studied preschool children	108

List of Figures

Figure	Title	Page
1	Prevalence of stunting among studied preschool children according to number of household assets	63
2	a- Prevalence of stunting among studied preschool children according to type of housing	66
	b- Prevalence of stunting among studied preschool children according to source of water	
	c- Prevalence of stunting among studied preschool children according to type of latrine	67
	d- Prevalence of stunting among studied preschool children according to sewage disposal	
3	Prevalence of stunting among studied preschool children according to some parental factors	70
4	Prevalence of wasting among studied preschool children according to type of family and family size	77
5	Prevalence of wasting among studied preschool children according to maternal occupation	82
6	Prevalence of wasting among studied preschool children according age	85
7	Prevalence of underweight among studied preschool children according to number of assets	90
8	a- Prevalence of underweight among studied preschool children according to type of housing	93
	b- Prevalence of underweight among studied preschool children according to source of water	

	c- Prevalence of underweight among studied preschool children according to type of latrine	94
	d- Prevalence of underweight among studied preschool children according to sewage disposal	
9	Prevalence of underweight among studied preschool children according to parental education	97
10	Prevalence of underweight among studied preschool children according to age	100

List of Abbreviations

Abbreviations	Word	Page
CL	Confidence limits	34
Cm	Centimeter	4
EDHS	Egyptian demographic health survey	21
e.g.,	For example	17
K cal	Kilo calorie	6
Kg	Kilogram	4
mg	Milligram	7
MUAC	Mid-upper arm circumference	10
NCHS	National Center for Health Statistics	10
OR	Odds ratio	31
ORS	Oral dehydration solution	48
PEM	Protein – energy malnutrition	13
RE	Retinol equivalent	7
SD	Standard deviation	11
WHO	World Health Organization	10