

hossam maghraby




# بسم الله الرحمن الرحيم



hossam maghraby



# شبكة المعلومات الجامعية التوثيق الالكتروني والميكرو فيلم





hossam maghraby



# جامعة عين شمس

التوثيق الإلكتروني والميكروفيلم


## قسم

نقسم بالله العظيم أن المادة التي تم توثيقها وتسجيلها  
علي هذه الأقراص المدمجة قد أعدت دون أية تغيرات



## يجب أن

تحفظ هذه الأقراص المدمجة بعيدا عن الغبار




hossam maghraby



شبكة المعلومات الجامعية



# بعض الوثائق الأصلية تالفة






hossam maghraby



بالرسالة صفحات  
لم ترد بالأصل



BISCV

**Monitoring of Predictors Contributing to Success  
or Failure of Early Weaning from Mechanical  
Ventilation Following Open Cardiac Surgery**

**Thesis**

Submitted to the Faculty of Nursing,  
University of Alexandria,  
In partial fulfillment of the requirements of

**MASTER DEGREE IN CRITICAL CARE NURSING**

By

**Samah Anwar Mohamed Shalaby**  
B.Sc. Nursing, Alexandria University

Faculty of Nursing  
University of Alexandria

2004

## **Supervisors**

### **Prof. Dr. Shafik Safwat Azmy**

Professor of Anesthesia & Intensive Care  
Faculty of Medicine  
University of Alexandria

### **Dr. Amal Kadry Attia**

Assistant Professor of Critical Care Nursing  
Faculty of Nursing  
University of Alexandria

### **Dr. Waheed Gamal Ahmed Etman**

Assistant Professor of Cardiothoracic Surgery  
Faculty of Medicine  
University of Alexandria

## **ACKNOWLEDGEMENT**

*First, I would like to express my deepest gratitude and thanks to GOD, whose magnificent helps was the main factor in accomplishing this work.*

*I would also like to express my deepest appreciation to **Dr. Amal Kadry**, Assistant Professor of Critical Care Nursing, Faculty of Nursing, Alexandria University, for the great efforts she has exerted to complete this work, her continuous guidance, advice, assurance, unlimited support, valuable suggestions and endless help. I feel greatly honored to have been working under her supervision.*

*I would also like to express my deepest appreciation to **Prof. Dr. Shafik Safwat Azmy** Professor of Anesthesia and Intensive Care, Faculty of Medicine, Alexandria University, for being behind the valuable guidance, support, continuous motivation and encouragement. I feel greatly honored to have been working under his supervision.*

*I would also like to express my deepest appreciation to **Dr. Waheed Gamal Ahmed Etman** Assistant Professor of Cardiothoracic Surgery, Faculty of Medicine, Alexandria University for his great efforts, continuous guidance, advice, support, valuable suggestions and endless help. I feel greatly honored to have been working under his supervision.*

*My sincere appreciation to every one who cooperated with me and helped me to fulfill this work including the Nursing, Medical staff and*



*laboratory technicians working in the open heart intensive care units, at the Main University Hospital and Shark EL Madina Hospital.*

*Finally, my deepest gratitude and thanks to my mother and my husband who helped me to overcome numerous difficulties and supported me throughout my life and also to my sister and my brother. Many thanks to my father and mother in law who also supported me during the completion of this work.*

## CONTENTS

<u>Chapter:</u>	<u>Page</u>
I. Introduction-----	1
Review of literature-----	3
II. Aim of the study-----	25
III. Material and Methods-----	26
IV. Results-----	35
V. Discussion-----	71
VI. Conclusion and Recommendations-----	85
VII. Summary-----	88
VIII. References-----	95
Appendices	
Arabic summary	

## LIST OF TABLES

<u>Table</u>	<u>Page</u>
1. Socio-demographic data of the studied sample.	37
2. Distribution of the studied sample according to:	
a. The past medical and surgical history.	38
b. The present diagnosis	39
c. The name of operation.	40
3. Distribution of the studied sample according to some preoperative, intraoperative, and postoperative variables.	42
4. The mean changes in hemodynamics according to 5 time intervals.	44
5. The mean changes in hemodynamics among each of the success, delayed, and failure group according to the 5 time intervals.	47
6. The mean changes in arterial blood gases (ABG) according to the weaning phases.	49
7. The mean changes in arterial blood gases (ABG) for each of the success, delayed, and failure group in relation to weaning from MV.	51
8. The mean changes in pulmonary mechanics according to the weaning phases.	54
9. The mean changes in pulmonary mechanics for each of the success, delayed, and failure group in relation to weaning from MV.	56
10. The mean of some preoperative characteristics of each of the success, delayed, and failure groups in relation to weaning from MV.	58
11. The mean of some intra-operative characteristics of each of the success, delayed, and failure groups in relation to weaning from MV.	61



12. The mean of some post-operative characteristics of each of the success, delayed, and failure groups in relation to weaning from MV.	61
13. The mean changes in weaning indices of each of the success, delayed, and failure groups in relation to weaning from MV.	63
14. Validating parameters of some study variables in relation to failed weaning outcome.	65
15. Predictors for failed weaning outcome ( logistic regression full model)	67
16. Predictors for failed weaning outcome (logistic regression stepwise model).	70
17. Predictors for failed weaning outcome in relation to weaning indices (logistic regression stepwise model).	70

## TERMENOLOGY

- Mechanical Ventilation	MV
- Coronary Artery Bypass Graft	CABG
- Intensive Care Unit	ICU
- Ventilator Associated Pneumonia	VAP
- American Association of Critical Care Nurses	AACN
- Intermittent Mandatory Ventilation	IMV
- Synchronized Intermittent Mandatory Ventilation	SIMV
- Pressure Support Ventilation	PSV
- Spontaneous breathing trial	SBT
- Continuous Positive Airway Pressure	CPAP
- Left Ventricular Function	LVF
- Cardiopulmonary Bypass	CPB
- Chronic Obstructive Pulmonary Disease	COPD
- Myocardial Infarction	MI
- Congestive Heart Failure	CHF
- Left Ventricular Ejection Fraction	LVEF%
- Maximal Inspiratory Pressure	P <sub>I</sub> max
- Tidal volume	V <sub>t</sub>
- Respiratory rate	f
- Negative Inspiratory Force	NIF
- Hypoxemic Oxygen index	PaO <sub>2</sub> /FiO <sub>2</sub> ratio
- Partial pressure of arterial oxygen	PaO <sub>2</sub>
- Fraction of Inspired Oxygen	FiO <sub>2</sub>
- Ventilation /Perfusion	V/Q
- Rapid Shallow Breathing Index	RSBI
- Compliance, Rate, Oxygenation and Pressure	CROP
- Dynamic Compliance	C <sub>dyn</sub>
- Partial Pressure of Alveolar Oxygen	PAO <sub>2</sub>
- Endotracheal Tube	ETT
- Static Compliance	C <sub>stat</sub>
- Minute Ventilation	V <sub>E</sub>
- Acid base status	PH
- Partial Pressure of Arterial Carbon Dioxide	PaCO <sub>2</sub>
- Arterial Oxygen Saturation	SaO <sub>2</sub>
- Bicarbonate	HCO <sub>3</sub>
- Capillary Oxygen Saturation	SpO <sub>2</sub>
- Barometric pressure	Bp

- Water vapour pressure
- Mitral Valve Replacement
- Aortic Valve Replacement
- Double Valve Replacement
- Preoperative
- Immediate Postoperative
- Two hours postoperative
- Next weaning trial
- Heart rate
- Systolic blood pressure
- Diastolic blood pressure
- Mean arterial blood pressure
- Plateau pressure
- Positive End Expiratory Pressure
- Cross-clamping
- Length of Stay
- Number of spontaneous ventilation trial

P H<sub>2</sub>O  
 MVR  
 AVR  
 DVR  
 PO  
 IPO  
 2PO  
 NWT  
 HR  
 SBP  
 DBP  
 MAP  
 Pplateau  
 PEEP  
 X-clamp  
 LOS  
 No SVT



# INTRODUCTION