

hossam maghraby




# بسم الله الرحمن الرحيم



hossam maghraby



# شبكة المعلومات الجامعية التوثيق الالكتروني والميكروفيلم





hossam maghraby



# جامعة عين شمس

التوثيق الإلكتروني والميكروفيلم


## قسم

نقسم بالله العظيم أن المادة التي تم توثيقها وتسجيلها  
علي هذه الأقراص المدمجة قد أعدت دون أية تغيرات



## يجب أن

تحفظ هذه الأقراص المدمجة بعيدا عن الغبار




hossam maghraby



شبكة المعلومات الجامعية



# بعض الوثائق الأصلية تالفة





hossam maghraby



بالرسالة صفحات  
لم ترد بالأصل



BIRYAN

Alexandria University  
Faculty of Veterinary Medicine  
Department Of Microbiology

*"Studies On The Evaluation Of A Locally  
Prepared African Horse Sickness Inactivated  
Vaccine"*

*Thesis presented by*

**Nehal Saleh Abdel Rahman**

B.V.Sc., Cairo University (1992)

To

Department Of Microbiology  
Faculty of Veterinary Medicine  
Alexandria University

*For The Degree Of  
M.V.Sc.  
(Microbiology)*

**1998.**

*Under The Supervision Of*

**Prof. Dr. M.M.H. El-Nimr**

*Professor and Chairman of Microbiology  
Department*

Faculty of Veterinary Medicine  
Alexandria University

**Prof. Dr. I.M.A. Soliman**

*Chief Researcher, African Horse Sickness Prod. Unit*

Vet. Serum and Vaccine Research Institute,  
Abbasia, Cairo, Egypt.



## Acknowledgement

*First of all, great thank to our merciful **ALLAH**, who give me everything.*

*I am greatly indebted to **Prof. Dr. Mohamed Moheb Hassan El-Nimr**, Prof. and Chairman of Microbiology Department, Faculty of Veterinary Medicine, Alexandria University, under his supervision, suggestions and advice, this study was undertaken and fulfilled.*

*Special acknowledgement and thanks are due to **Prof. Dr. Ibrahim Mohamed Soliman**, Chief Researcher, African Horse Sickness Research and Vaccine Production Department, Veterinary Serum and Vaccine Research Institute, Abbasia, Cairo, for his supervision as well as great efforts to accomplish this work.*

*Thanks are also due to **Prof. Dr. Ahmed Daoud**, Director of Serum and Vaccine Research Institute, Abbasia, Cairo, for giving*





me the chance to carry this work as well as facilitating the requirements.

Sincere thanks are directed to **Head and Staff Members**, African Horse Sickness Research and Vaccine Production Department, Veterinary Serum and Vaccine Research Institute, Abbasia, Cairo, specially; **Dr. M.M. Hassanain, Samia K. Abdallah, Bahega M. Youssef, Magda A. Kalad and Mahmoud M.A. El-kabbany**, for their help.

Thanks are also due to **Dr. M.H. Abd El-Baky and Dr. A. Mehana**, Veterinary Serum and Vaccine Research Institute, Abbasia, Cairo, for their great help while applying Guinea pig inoculation and serological tests.

Cordial thanks to **My Family**, for their support, great help and sacrifice.



# *List Of Contents*

	<i>Page</i>
<b>1. Introduction</b>	<b>1</b>
<b>2. Review of Literature</b>	<b>5</b>
<b>2.1. Historical</b>	<b>5</b>
2.1.1. In the world	5
2.1.2. In Egypt	8
<b>2.2. The virus</b>	<b>9</b>
2.2.1. Physical and chemical properties	9
2.2.2. Virus stability	9
2.2.3. Biological Properties	10
<b>2.3. Species susceptibility</b>	<b>15</b>
2.3.1. Equidae	15
2.3.2. Dogs	17
2.3.3. Camel	17
2.3.4. Sheep	17
2.3.5. Human	18
<b>2.4. Transmission</b>	<b>18</b>
<b>2.5. Diagnosis</b>	<b>18</b>
<b>2.6. Vaccines</b>	<b>23</b>
2.6.1. Live Attenuated vaccine	23
2.6.2. Inactivated vaccine	25
<b>2.7. Immunity</b>	<b>29</b>



	<i>Page</i>
<b>3. MATERIAL AND METHODS</b>	<b>31</b>
<b>3.1. Material :</b>	<b>31</b>
3.1.1. Animals	31
3.1.2. Virus	31
3.1.3. Antigen	32
3.1.4. Cell Culture	32
3.1.5. Media	32
3.1.6. Reagents	33
3.1.7. Reagents and solutions for serological tests	35
<b>3.2. Methods</b>	<b>39</b>
3.2.1. Preparation of bivalent inactivated AHSV vaccine	39
3.2.2. Evaluation of the vaccine	42
<b>4. Results</b>	<b>48</b>
<b>5. Discussion</b>	<b>83</b>
<b>6. Summary</b>	<b>95</b>
<b>7. References</b>	<b>100</b>
<b>8. Arabic summary.</b>	





## *List Of Tables*

<i>Table</i>	<i>Title</i>	<i>Page</i>
1	Titration of the vaccine virus fluids in VERO cell culture	48
2	Inactivation of AHSV serotypes 4 and 9 with 0.004 M BEI at 37oC	49
3	Residual infective virus activity test in VERO cell culture	51
4	Sterility test of vaccine virus fluid and final vaccine products	52
5	Adsorption affinity of rehydragel to inactivated virus fluid	54
6	Immunizing power and keeping quality of bivalent inactivated AHS oil adjuvated vaccine in Guinea pigs	55
7	Immunizing power and keeping quality of bivalent inactivated AHS rehydragel adjuvated vaccine determined in Guinea pigs	58
8	Immune response of horses vaccinated with bivalent inactivated AHS oil adjuvant vaccine tested by AGPT	62
9	Seroconversion of horses vaccinated with bivalent inactivated AHS oil adjuvant vaccine tested by CFT	64



<i>Table</i>	<i>Title</i>	<i>Page</i>
<b>10</b>	Seroconversion of horses vaccinated with bivalent inactivated AHS oil adjuvant vaccine tested by ELISA	<b>67</b>
<b>11</b>	Seroconversion of horses vaccinated with bivalent inactivated AHS oil adjuvant vaccine tested by SNT	<b>70</b>
<b>12</b>	Immune response of horses vaccinated with bivalent inactivated AHS rehydragel adjuvated vaccine tested by AGPT	<b>73</b>
<b>13</b>	Seroconversion of horses vaccinated with bivalent inactivated AHS rehydragel adjuvated vaccine tested by CFT	<b>75</b>
<b>14</b>	Seroconversion of horses vaccinated with bivalent inactivated AHS rehydragel adjuvated vaccine tested by ELISA	<b>78</b>
<b>15</b>	Seroconversion of horses vaccinated with bivalent inactivated AHS rehydragel adjuvant vaccine tested by SNT	<b>81</b>



# *List Of Figures*

<i>Figure</i>	<i>Title</i>	<i>Page</i>
<b>1</b>	Inactivation of AHSV serotypes 4 and 9 with 0.004M BEI at 37°C	<b>50</b>
<b>2</b>	Keeping quality of bivalent inactivated AHS vaccine oil adjuvant vaccine Guinea pigs determined by CFT	<b>56</b>
<b>3</b>	Keeping quality of bivalent inactivated AHS vaccine oil adjuvant vaccine Guinea pigs determined by ELISA	<b>57</b>
<b>4</b>	Keeping quality of bivalent inactivated AHS vaccine rehydragel adjuvant vaccine Guinea pigs determined by CFT	<b>59</b>
<b>5</b>	Keeping quality of bivalent inactivated AHS vaccine rehydragel adjuvant vaccine Guinea pigs determined by ELISA	<b>60</b>
<b>6</b>	Mean CF antibody titers of horses vaccinated with bivalent inactivated AHS oil adjuvant vaccine	<b>65</b>
<b>7</b>	Mean ELISA antibody titers of horses vaccinated with bivalent inactivated AHS oil adjuvant vaccine	<b>68</b>
<b>8</b>	Mean NI antibody titers of horses vaccinated with bivalent inactivated AHS oil adjuvant vaccine	<b>71</b>
<b>9</b>	Mean CF antibody titers of horses vaccinated with bivalent inactivated AHS rehydragel adjuvant vaccine	<b>76</b>
<b>10</b>	Mean ELISA antibody titers of horses vaccinated with bivalent inactivated AHS rehydragel adjuvant vaccine	<b>79</b>
<b>11</b>	Mean NI antibody titers of horses vaccinated with bivalent inactivated AHS rehydragel adjuvant vaccine	<b>82</b>





# List Of Abbreviations

AGPT	:	Agar Gel Precipitation Test.
AGPT-Ab	:	Agar Gel Precipitation Antibody.
AHS	:	African Horse Sickness.
AHSV	:	African Horse Sickness Virus.
BEI	:	Binary Ethyleneimine.
BHK	:	Baby Hamster Kidney.
CF-Ab	:	Complement Fixing Antibody.
CF-T	:	Complement Fixation Test.
CPE	:	Cytopathic Effect.
DDW	:	Double Distilled Water.
DW	:	Distilled Water.
ELISA	:	Enzyme Linked Immuno Sorbent Assay.
ELISA-Ab	:	Enzyme Linked Immuno Sorbent Assay Antibody.
I/C	:	Intracerebral.
IgG	:	Immunoglobulin G
I/M	:	Intramuscular.
I/N	:	Intranasal.
I/P	:	Intraperitoneal.
MO	:	Mouse Adapted.
MPV	:	Month Post Vaccination.
MS	:	Monkey Kidney Stable cells.
ND	:	Not Done
NI	:	Neutralizing Indices.
OD	:	Optical Density.