

بسم الله الرحمن الرحيم



HOSSAM MAGHRABY



شبكة المعلومات الجامعية التوثيق الالكتروني والميكرو فيلم



HOSSAM MAGHRABY

جامعة عين شمس

التوثيق الإلكتروني والميكروفيلم

قسم

نقسم بالله العظيم أن المادة التي تم توثيقها وتسجيلها
على هذه الأقراص المدمجة قد أعدت دون أية تغيرات



يجب أن

تحفظ هذه الأقراص المدمجة بعيدا عن الغبار

HOSSAM MAGHRABY



بعض الوثائق الأصلية تالفة



HOSSAM MAGHRABY



بالرسالة صفحات

لم ترد بالأصل



HOSSAM MAGHRABY

Role of MR Imaging in Assessment of Cerebro-Vascular Stroke

B14V7V

Thesis
*Submitted for Partial Fulfillment of Master Degree in
Radiodiagnosis*

By

Mohammed Shawky Abdallah
M.B.;B.Ch.

Supervised by

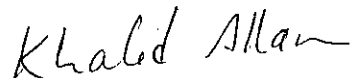
PROF. DR./ El Sayed El Mekkawy El Sayed

*Professor of Radiodiagnosis
Faculty of Medicine
Menoufiya University*



DR./ Khalid Esmat Allam


*Assistant Professor of Radiodiagnosis
Faculty of Medicine
Ain Shams University*



DR./ Mohammed Abd El Aziz Maaly

Lecturer of Radiodiagnosis

*Faculty of Medicine
Menoufiya University*




*Faculty of Medicine
Menoufiya University*

2004

1 1 9





﴿قَالُوا سُبْحَانَكَ لَا عِلْمَ لَنَا إِلَّا مَا

عَلَّمْتَنَا إِنَّكَ أَنْتَ الْعَلِيمُ الْحَكِيمُ﴾

صدق الله العظيم

{البقرة ٣٢}

Acknowledgement

Praise to Allah, the Master of the world, most Gracious most merciful...

I Wish to present plentiful thanks to professor *Dr/ El Sayed EL Mekkiawy EL Sayed*, Professor of Radiodiagnosis Faculty of medicine, Menoufiya University, who Spared no effort in paving the way through surpassing many problems thrown infront of this project, I am especially indebted to his valuable scientific guidance.

Great thanks to *Professor Dr/ Ahmed Haleem*, professor of Radiodiagnosis, faculty of medicine, Menoufiya University. I am greatly indebted for his valuable guidance and his efforts to open the channel with Ain Shams university to allow the performance of this work.

My sincere gratitude & appreciation are also extending to *Dr./ Khalid Esmat Allam* Assistant professor of Radiodiagnosis, faculty of Medicine, Ain Shams University for his educational supervision.

I would like to express my great thanks & sincere gratitude to *Dr/ Mohammed Abd EL Aziz Maaly* lecturer of Radiodiagnosis, Faculty of medicine, Menoufiya University, who had been kind enough to spare no effort & no time to supervise, to teach and to give willingly and lavishly from his knowledge.

Also I wish to thank all the staff members of radiodiagnosis department Faculty of Medicine, Menoufiya University for their unlimited encouragement and cooperation.

Lastly I would like to express my deep gratitude to all Ain Shams Specialized Hospital MR unit staff, technicians & nurses for their great help & generous cooperation .I am also indebted to my patients .

To My Family

Table of Contents

<i>Subjects</i>	<i>Page</i>
○ <i>Introduction & Aim of The Work</i>	1
○ <i>Review of Literature</i>	
- Anatomy.	2
- Clinical Aspects of Acute Ischemic Stroke.	20
- Ischemic brain infarction; risk factors & etiology.	23
- Pathophysiology of acute cerebral ischemia.	27
- Cross sectional imaging techniques.	45
○ <i>Patients & Method</i>	67
○ <i>Results</i>	75
○ <i>Illustrative Cases</i>	82
○ <i>Discussion</i>	109
○ <i>Summary & Conclusion</i>	115
○ <i>References</i>	117
○ <i>Arabic Summary</i>	

