


سامية محمد مصطفى



شبكة المعلومات الجامعية

# بسم الله الرحمن الرحيم



سامية محمد مصطفى



شبكة المعلومات الجامعية



# شبكة المعلومات الجامعية التوثيق الالكتروني والميكرو فيلم





سامية محمد مصطفى



شبكة المعلومات الجامعية

# جامعة عين شمس

التوثيق الإلكتروني والميكروفيلم

## قسم

نقسم بالله العظيم أن المادة التي تم توثيقها وتسجيلها  
علي هذه الأقراص المدمجة قد أعدت دون أية تغيرات



## يجب أن

تحفظ هذه الأقراص المدمجة بعيدا عن الغبار



سامية محمد مصطفى



شبكة المعلومات الجامعية



# بعض الوثائق الأصلية تالفة





سامية محمد مصطفى



شبكة المعلومات الجامعية



# بالرسالة صفحات لم ترد بالأصل



# **DIGITAL RELAYING OF HIGH VOLTAGE TRANSMISSION LINES BY ARTIFICIAL NEURAL NETWORKS**

BY

**Eng. ABEER GALAL EL-SAIED SAAD**

A Thesis Submitted to the  
Faculty of Engineering at Cairo University  
In Partial Fulfillment of the Requirement  
for the Degree of

M.Sc.


Electrical Power & Machines Dept

*m. Elmetwally*

**FACULTY OF ENGINEERING, CAIRO UNIVERSITY  
GIZA, EGYPT  
June 2004**

B

18021



# **DIGITAL RELAYING OF HIGH VOLTAGE TRANSMISSION LINES BY ARTIFICIAL NEURAL NETWORKS**

BY

**Eng. ABEER GALAL EL-SAIED SAAD**

A Thesis Submitted to the  
Faculty of Engineering at Cairo University  
In Partial Fulfillment of the Requirement  
for the Degree of  
MASTER OF SCIENCE  
In

Electrical Power & Machines Dept.

Under The Supervision Of

**PROF.DR.OSAMA EL-SAIED GOUDA**

Electrical Power and Machines Dept.  
Cairo University


**PROF.DR.M.B.Eteiba**

Electrical Power and Machines Dept.  
Cairo University-Fayoum branch

Electrical Power & Machines Dept.  
Faculty of Engineering, Cairo Univ.

**FACULTY OF ENGINEERING, CAIRO UNIVERSITY  
GIZA, EGYPT  
June 2004**





# DIGITAL RELAYING OF HIGH VOLTAGE TRANSMISSION LINES BY ARTIFICIAL NEURAL NETWORKS

BY

**Eng. ABEER GALAL EL-SAIED SAAD**

A Thesis Submitted to the  
Faculty of Engineering at Cairo University  
In Partial Fulfillment of the Requirement  
for the Degree of

M.Sc.

Electrical Power & Machines Dept.

Approved by the Examining Committee

PROF.DR. Osama El-Saied Gouda

 Advisor

PROF.DR. M. Magdy Bahgat Eteiba


 Advisor

PROF.DR. El-Sayed M. Mohamed El-Refaie

 Member

PROF.DR. Hany Mohamed Amin El-Ghazali

 Member





# **CONTENTS**

	Page
<b>LIST OF TABLES</b> .....	VI
<b>LIST OF FIGURES</b> .....	X
<b>LIST OF SYMBOLS AND ABBREVIATIONS</b> .....	XV
<b>ACKNOWLEDGEMENT</b> .....	XVI
<b>ABSTRACT</b> .....	XVII
<b>1- INTRODUCTION</b>	1
1.1 Performance and Operational Characteristics of Digital Protection .....	2
1.2 Basic Structure of Digital Relays .....	2
1.3 Computers for Relaying .....	3
1.4 Transmission Line Relaying .....	5
<b>2- LITERATURE SURVEY ON TRANSMISSION</b>	
<b>LINE PROTECTION</b> .....	6
2.1 Introduction .....	6
2.2 The Philosophy of Protective Relaying .....	6
2.3 Function of Protection System .....	7
2.4 How do Protective Relay Operate? .....	7
2.5 Protection of Transmission Lines .....	8
2.5.1 Over current, under current, over voltage and under voltage relays .....	8
2.5.2 Directional relays .....	9
2.5.3 Differential relays .....	9
2.5.4 Pilot relays .....	10

2.5.5 Distance relays .....	11
<b>3- REVIEW OF ARTIFICIAL NEURAL RELAYING OF HIGH VOLTAGE TRANSMISSION LINE PROTECTION</b>	15
3.1 An Artificial Neural Network (ANN) Algorithm .....	15
3.1.1 Simple neuron .....	16
3.1.2 Neural network architectures .....	18
3.1.3 Back propagation algorithm .....	18
3.2 Artificial Neural Network as Fault Detector .....	22
3.3 Artificial Neural Network as Fault classifier .....	22
3.4 Artificial Neural Network as Fault locator .....	22
<b>4- MODELLING OF TRANSMISSION LINES BY USING THE ELETROMAGNETIC TRANSIENTS PROGRAM (EMTP)</b>	23
4.1 Introduction .....	23
4.2 Recent Application of EMTP .....	24
4.3 The Transmission Line Modeling .....	24
4.3.1 Transmission system model .....	25
4.3.1.1 Two generators feed the transmission line at each end .....	25
4.3.1.2 Three generators feed the transmission line ....	25
4.3.2 EMTP features of transmission line models .....	27

4.3.3 Distributed Parameter Transmission Line Model in the EMTP .....	27
4.3.3.1 Distortion – less modeling.....	28
4.3.3.2 Lumped resistance line modeling .....	29
4.4 Transmission Line Parameters .....	30
4.5 Sources Modeling .....	30
4.6 Filters .....	30
4.7 Simulation of Faults inside EMTP Model of High Voltage T.L .....	32
4.8 Testing of the Transmission Line Modeling.....	32
4.8.1 Two generators feed the transmission line .....	32
4.8.2 Three generators feed the transmission line .....	36
4.9 Discussion of the Obtained Results.....	40
<b>5- DIGITAL FILTER DESIGN</b>	<b>41</b>
5.1 Introduction .....	41
5.2 Digital Filter Design .....	42
5.3 The Faulty Current and Voltage Waves after Filtering .....	43
5.3.1 Two generators feed the transmission line model ...	43
5.3.2 Three generators feed the transmission line model .....	43
<b>6- ARTIFICIAL NEURAL NETWORK APPROACH TO DISTANCE PROTECTION OF TRANSMISSION LINE</b>	<b>52</b>
6.1 Introduction .....	52
6.2 Block Diagram of the Hardware Implementation of the Suggested ANN Protection Relay .....	53
6.3 Proposed ANN Protective Relay .....	54



6.3.1 Fault detector .....	55
6.3.1.1 Training procedures for the suggested ANN protective relay .....	57
6.3.1.2 Testing the suggested ANN protective relay.....	60
6.3.2 Discussion and comments .....	78
6.4 Fault Classification .....	82
6.4.1 Training procedures for the suggested fault classification technique based on ANN .....	84
6.4.2 Testing the suggested fault classification .....	85
6.4.3 Discussion and comments .....	94
6.5 Fault Locator .....	95
6.5.1 Training procedures for the suggested fault locator technique based on ANN .....	95
6.5.2 Testing the suggested fault location .....	95
6.6 Discussion of Results .....	111

## **7- EFFECT OF INFEED ON THE ANN**

<b>RELAYING PERFORMANCE</b> .....	<b>115</b>
7.1 Introduction .....	115
7.2 The Distance Protection Scheme .....	115
7.3 ANN Protective Relay Architecture .....	115
7.3.1 Fault detector .....	115
7.3.2 Training procedures for the suggested ANN protective relay .....	116
7.3.3 Testing the suggested ANN protective relay .....	116
7.3.4 Discussion and Comments .....	133
7.4 Effect of Infeed on the Distance Relay Performance .....	136
7.4.1 Generator (G3) is far from the generator (G1)	