


بسم الله الرحمن الرحيم





شبكة المعلومات الجامعية التوثيق الالكتروني والميكروفيلم



جامعة عين شمس

التوثيق الإلكتروني والميكرو فيلم


قسم

نقسم بالله العظيم أن المادة التي تم توثيقها وتسجيلها
علي هذه الأقراص المدمجة قد أعدت دون أية تغيرات




يجب أن

تحفظ هذه الأقراص المدمجة بعيدا عن الغبار






بعض الوثائق الأصلية تالفة





بالرسالة صفحات
لم ترد بالأصل



The impact of a successful treatment of hepatitis C virus by Direct Acting Antiviral Drugs (DAAS) on Glycemic Control of Diabetic HCV Infected Patients

A Thesis

Submitted for partial fulfilment of Master degree in
Gastroenterology and Hepatology Medicine

By

Asmaa Shawky Mohamed
M.B.B.CH

Under Supervision of

Prof. Dr. Noha Abd El Razek El Nakeeb

Professor of Internal Medicine, Gastroenterology and Hepatology
Faculty of Medicine, Ain Shams University

Prof. Moataz Mohamed Sayed

Professor of Internal Medicine, Gastroenterology and Hepatology
Faculty of Medicine, Ain Shams University

Dr. Mohamed Osama Aly

Lecturer of Internal Medicine - Gastroenterology and Hepatology
Faculty of Medicine, Ain Shams University

Faculty of Medicine
Ain Shams University
2020

بِسْمِ اللَّهِ الرَّحْمَنِ الرَّحِيمِ

قالوا

لسبحانك لا علم لنا
إلا ما علمتنا إنك أنت
العليم العظيم

صدق الله العظيم

سورة البقرة الآية: ٢٢



Acknowledgement

First of all, I would like to Thank Allah, who gave me all gifts and support to complete this work.

*I would like to express my deepest gratitude and appreciation to **Prof. Dr. Noha Abd El Razek El Nakeeb**, Professor of Internal Medicine, Gastroenterology and Hepatology, Faculty of Medicine, Ain Shams University, for her continuous observation, continuous encouragement and constructive criticism that facilitated the direction for true and good work for me.*

*I would like to express my thanks and appreciation to **Prof. Moataz Mohamed Sayed**, Professor of Internal Medicine, Gastroenterology and Hepatology, Faculty of Medicine, Ain Shams University, for his kind, help, encouragement and meticulous revision of all details, for precise completion of this study and his constant guidance, suggestion and the time he devoted to me for accomplishment of this study.*

*It is great pleasure to thank **Dr. Mohamed Osama Aly**, Lecturer of Internal Medicine - Gastroenterology and Hepatology, Faculty of Medicine, Ain Shams University for his kind supervision, continuous support and wise guidance that helped me to accomplish this work.*

*Also, I would like to thank all members of my family, specially my **Parents**, my great appreciation goes to all who helped me in completing this work.*

LIST OF CONTENTS

Items	Page No.
List of Abbreviations.....	i
List of Tables.....	iii
List of Figures	v
Introduction	1
Aim of the Work.....	4
<u>Review of Literature</u>	
Hepatitis C Virus.....	5
Direct Acting Antiviral Drugs (DAAs).....	22
Relation between Chronic Hepatitis C Virus Infection and Diabetes Mellitus.....	57
Patients and Methods.....	74
Results.....	82
Discussion	105
Conclusion.....	113
Recommendations	114
Summary	115
References	117
Arabic Summary	—

LIST OF ABBREVIATIONS

AASLD	: American Association for the Study of Liver Diseases
AFP	: Alpha feto protein
ALT	: Alanine aminotransferase
AST	: Aspartate aminotransferase
BMI	: Body mass index
CBC	: Complete blood picture
DAAS	: Direct acting antiviral drugs
EASL	: European association for the study of the liver
ECM	: Extra cellular matrix
ELISA	: Enzyme linked immuno sorbent assay
FBS	: Glomelular filtration rate
Hb	: Hemoglobine
HBA1C	: Glycosylated hemoglobin
HBV	: Hepatitis B virus
HCC	: Hepato cellular carcinoma
HCV	: Hepatitis C virus
HOMA	: Homeostatic model assessment
IGF	: Insulin like growth factor
IL	: Interleukin
INR	: International normalized ratio
IR	: Insulin resistance
MELD	: Model for end stage liver disease
PCR	: Polymerase chain reaction

List of Abbreviation

PEG-IFN	: Pegylated interferon
P-gp	: P-glycoprotein
RBA	: Ribavirin
RNA	: Ribonucleic acid
SD	: Standard deviation
SPSS	: Statistical package for social science
SVR	: Sustained virologic response
T2DM	: Type 2 diabetes mellitus
TNF	: Tumor necrosis factor
WBCs	: White blood cells
WHO	: World Health Organization

List of Tables

Table No	Title	Page No.
Table (1):	HCV DAAs approved in Europe in 2018.....	36
Table (2):	IFN-free, ribavirin-free combination treatment regimens available for treatment naïve patients	37
Table (3):	Treatment recommendations for patients with chronic hepatitis C without cirrhosis, including treatment-naïve patients.....	38
Table (4):	Treatment recommendations for patients with chronic hepatitis C with compensated (Child-Pugh A) cirrhosis, including treatment-naïve patients.....	39
Table (5):	Commonly used regimen of treatment for HCV by Egyptian national control program	56
Table (6):	Characteristics of studied subjects as regard to age.	83
Table (7):	Characteristics of studied subjects as regard to sex.....	84
Table (8):	Characteristics of studied subjects as regard to direct acting antiviral drugs (DAAS)	85
Table (9):	Characteristics of studied subjects as regard to antihyperglycemic drugs	86
Table (10):	Characteristics of studied subjects as regard to viral load considering PCR above 800,000 IU/ml as high viral load and below 800,000 IU/ml as low viral load.....	87
Table (11):	Baseline laboratory findings of patients	88
Table (12):	Comparison between patients before and 12weeks after treatment as regard HbA1c.	89

Table (13):	Comparison between patients before and 12weeks after treatment as regard FBG	90
Table (14):	Comparison between patients before and 12weeks after treatment as regard FBI.....	91
Table (15):	Comparison between patients before and 12weeks after treatment as regard HOMA-IR	92
Table (16):	Comparison of sugar profile among the studied cases before and 12weeks after treatment as regard age:.....	93
Table (17):	Comparison of sugar profile among the studied cases before and 12weeks after treatment as regard sex:.....	96
Table (18):	Comparison of sugar profile among the studied cases before and 12weeks after treatment as regard viral load:.....	99
Table (19):	Comparison of sugar profile among the studied cases before and 12weeks after treatment as regard type antihyperglycemic drugs :	102

List of Figures

Figure No.	Title	Page No.
Figure (1):	HCV sources of transmission of infection by United States.	9
Figure (2):	Hepatitis C in Egypt.	15
Figure (3):	Transmission of HCV in Egypt among population.	16
Figure (4):	HCV genome.	17
Figure (5):	Therapeutic targets of the HCV replication cycle	22
Figure (6):	Potential mechanisms by which HCV directly affects the insulin signaling cascade..	64
Figure (7):	Possible mechanisms linking diabetes to accelerated cancer development.	70
Figure (8):	Characteristics of studied subjects as regard to age.	83
Figure (9):	Characteristics of studied subjects as regard to direct acting antiviral drugs (DAAS)	85
Figure (10):	Characteristics of studied subjects as regard to antihyperglycemic drugs	86
Figure (11):	Characteristics of studied subjects as regard to viral load considering PCR above 800,000 IU/ml as high viral load and below 800,000 IU/ml as low viral load	87

List of Figures

Figure (12): Comparison between patients before and 12weeks after treatment as regard FBG.....	90
Figure (13): Comparison between patients before and 12weeks after treatment as regard FBI	91
Figure (14): Comparison between patients before and 12weeks after treatment as regard HOMA-IR	92