



بسم الله الرحمن الرحيم

∞∞∞∞


تم عمل المسح الضوئي لهذه الرسالة بواسطة / سامية زكى يوسف

بقسم التوثيق الإلكتروني بمركز الشبكات وتكنولوجيا المعلومات دون أدنى

مسئولية عن محتوى هذه الرسالة.

ملاحظات:

- بالرسالة صفحات لم ترد بالأصل
- بعض الصفحات الأصلية تالفة
- بالرسالة صفحات قد تكون مكررة
- بالرسالة صفحات قد يكون بها خطأ ترقيم



Chromotropic and Thermodynamic Studies of Ternary
Diimine-Cyano Iron(II)-Complex

Thesis

Submitted to
Faculty of Education
Ain Shams University


By

Mohamad Moustafa Mahmoud
B.Sc. & Education (1985)

For

The Ph.D. Degree for the teacher's preparation
in science (chemistry)

Cairo-1999



Chromotropic and Thermodynamic Studies of Ternary
Diimine-Cyano Iron(II)-Complex

Thesis

Submitted to
Faculty of Education
Ain Shams University


By

Mohamad Moustafa Mahmoud
B.Sc. & Education (1985)

For

The Ph.D. Degree for the teacher's preparation
in science (chemistry)

Cairo-1999



Approval sheet

Title

Chromotropic and Thermodynamic Studies of Ternary Diimine-Cyanide Iron (II) - Complexes

Candidate Mohamad moustafa mahmoud

Degree Ph.D Degree for the teacher s preparation in science (chemistry)

Board of Advisors

Approved by

Signature

1.Prof. Dr.Atef A.T.Ramadan
Prof. of Inorganic chemistry, Faculty of Education,
Ain Shams University

Atef A.T. Ramadan

2-Dr. Moustafa A. El -Behair
Assist.Prof.of Inorganic chemistry, Faculty of Education,
Ain Shams University

El-Behair

3-Dr. Aisha I. Ismai
Assist.Prof.of Inorganic chemistry, Faculty of Education,
Ain Shams University

Aisha Ismail

4- Dr. Ali M. Taha
Assist.Prof.of Inorganic chemistry, Faculty of Education,
Ain Shams University

Ali Mahmoud

Date of research / / 1998

Post graduated studies

Stamp: / /1998

Date of approval / /1998

Approval of Faculty Council / /1998 **Approval of University Council** / /1998

Title Sheet

Name of Researcher	:Mohamad Moustafa Mahmoud
Date of Birth	:26/3/1963
Place of Birth	:Cairo
First University Degree	:B. Sc.& Education, May 1985.
Second University Degree science, 1994	:M.Sc. For the Teacher's preparation in
Name of University	:Ain Shams University

ACKNOWLEDGMENT

The author wishes to express his sincere gratitude to his advisors, prof. Dr.Atef A.T.Ramadan, professor of Inorganic and Physical Chemistry, Dr.Mostafa A.El-Behairy, Assistant professor of Inorganic and Physical Chemistry, Dr.Aisha I. Ismail, Assistant professor of Inorganic and Physical Chemistry, and Dr.Ali M.Taha, Assistant professor of Inorganic and Physical Chemistry, Faculty of Education, Ain Shams University, for their directing this study. Many thanks for their guidance.

The author wishes to express his special deep appreciation to Dr.A.A.T.Ramadan for his valuable instructions making this thesis possible in the present form and continuous guidance during the practical work.

Special thanks for prof.Dr.B.A.El-shetary and prof.Dr.M.S.Abd El-Moez, the head of Chemistry Department for their help.

List Of Contents

List Of Figures -----	iv
List Of Tables-----	viii
Aim of the work-----	xiv

CHAPTER I. INTRODUCTION

1.1-General-----	1
1.1.1-Solvents-----	2
1.1.2-Ctions in Solution-----	5
1.1.3-Solvating Properties of Solvents-----	8
1.1.4-Preferential Solvation-----	16
Classification of Non-aqueous Solvents-----	20
Literature Survey On Thermodynamic Studies-----	22

CHAPTER II. EXPERIMENTAL

2.1-Materials-----	26
2.2-Purification of Materials-----	26
2.3-Preparation of Dicyano-Bis (1,10-phenanthroline) Iron (II) Complex-----	28
2.4-Solutions-----	30
2.5-Magnetic Measurements-----	30

CHAPTER III. THEORTICAL BACKGROUND

3.1-Stability Constants and Thermodynamic Parameters-----	31
3.2-Electrostatic (el) and Non- Electrostatic (non) Thermodynamic Quantities-----	40

3.3-Determination of the Donor and Acceptor Numbers-----	42
----------------------------------------------------------	----

CHAPTER IV.

Donor and Acceptor Effects For The Solvatochromic Behaviour of 1,10-phenanthroline Cyano Iron (II) Complexes in Binary Mixtures-----	45
4.1- Binary Aqueous Mixtures-----	45
4.1.1-The Values of $\Delta\nu$ -----	50
4.1.2-Isosolvation Point-----	54
4.1.3-Preferential Solvation Constant-----	55
4.1.4-The area under the curve-----	57
4.1.4.i-Water-Binary Solvent Mixtures-----	58
4.2-Binary Organic Solvent Mixtures-----	59
4.2.i-Methanol-Binary Solvent Mixtures-----	59
4.2.ii-Chloroform-Binary Solvent Mixtures-----	60
4.2.iii-Acetone- Binary Solvent Mixtures-----	61

CHAPTER V.

Equilibrium Studies On The Interaction Of Different Cation Molecules with 1,10-phenanthroline Cyano Iron (II) Complex-----	85
Results-----	85
Discussion-----	119
Conclusion-----	129
Summary-----	136
References-----	142

List of Figures

NO	Subject	Page
Fig.(1.1)	The environment of a cation in solution, \oplus Metal cation ; (A) primary solvent ; (B) secondary solvent ; (C) disordered solvent ; (D) bulk Solvent	6
Fig.(1.2)	1- Ethyl -4-carbomethoxy pyridinium iodide ; (b) the pyridinium N-phenol-betain on whose charge-transfer spectrum the Reichardt scale of E_T values is based.	10
Fig.(1.3.a)	Schematic model for the homoselective solvation of $\text{Fe(phen)}_2(\text{CN})_2$ complex ($L = \text{phen}$) both CN and L are preferentially solvated by the same solvent A, where A= water, B= MeOH.	18
Fig.(1.3.b)	Schematic model for the heteroselective solvation of $\text{Fe(phen)}_2(\text{CN})_2$ complex ($L = \text{phen}$) CN is preferentially solvated by A and L by solvent B, where A= water, B= A	18
Fig.(4.1)	Electronic spectra of 1×10^{-5} M $\text{Fe(phen)}_2(\text{CN})_2$ solution in methanol with increasing the mole fraction of water at 25°C [mole fraction of H_2O , 1= 0.1, 2= 0.2, 3= 0.3, 4= 0.4, 5= 0.5, 6= 0.6, 7= 0.7, 8= 0.8, and 9= 0.9]	72
Fig.(4.2)	Electronic spectra of 1×10^{-5} M $\text{Fe(phen)}_2(\text{CN})_2$ solution in ethanol with increasing the mole fraction of water at 25°C [mole fraction of H_2O , 1= 0.1, 2= 0.2, 3= 0.3, 4= 0.4, 5= 0.5, 6= 0.6, 7= 0.7, 8= 0.8, and 9= 0.9]	73

Fig.(4.3)	Electronic spectra of 1×10^{-5} M $\text{Fe}(\text{phen})_2(\text{CN})_2$ solution in water with increasing the mole fraction of dioxane at 25°C [mole fraction of dioxane, 1= 0.1, 2= 0.2, 3= 0.3, 4= 0.4, 5= 0.5, 6= 0.6, 7= 0.7, 8= 0.8, and 9= 0.9]	74
Fig.(4.4)	Coordination of $\text{Fe}(\text{phen})_2(\text{CN})_2 \cdot 2\text{H}_2\text{O}$ with acceptors.	47
Fig.(4.5)	The structure of some solvents and their acceptor sites.	49
Fig.(4.6)	Solvation of $\text{Fe}(\text{phen})_2(\text{CN})_2$ in binary mixtures of water and several solvents.	75
Fig.(4.7)	Solvation of $\text{Fe}(\text{phen})_2(\text{CN})_2$ in binary mixtures of water and acetone [positive deviation]	76
Fig.(4.8)	Solvation of $\text{Fe}(\text{phen})_2(\text{CN})_2$ in binary mixtures of water and methanol [negative deviation]	76
Fig.(4.9)	Solvation of $\text{Fe}(\text{phen})_2(\text{CN})_2$ in binary mixtures of water and dioxane [positive & negative deviation]	77
Fig.(4.10)	Plots of spectral charge transfer energies for $\text{Fe}(\text{phen})_2(\text{CN})_2$ complex with the donor numbers of several solvents.	78
Fig.(4.11)	The interaction between donor solvents and $\text{Fe}(\text{phen})_2(\text{CN})_2$ Complex.	53
Fig.(4.12)	The interaction between acceptor solvents and $\text{Fe}(\text{phen})_2(\text{CN})_2$ Complex.	54
Fig.(4.13)	Plots of the transition points ($X_{\text{tH}_2\text{O}}$) with the acceptor number of An, Ac, and Dx.	78
Fig.(4.14)	Plots of the isosolvation points (X_{isoB}) with the donor numbers of several solvents.	79
Fig.(4.15)	Plots of the isosolvation points (X_{isoB}) with the acceptor numbers at the isosolvation points (AN_{iso}) of several solvents.	79