

بسم الله الرحمن الرحيم



HOSSAM MAGHRABY



شبكة المعلومات الجامعية التوثيق الالكتروني والميكرو فيلم



HOSSAM MAGHRABY

جامعة عين شمس

التوثيق الإلكتروني والميكروفيلم

قسم

نقسم بالله العظيم أن المادة التي تم توثيقها وتسجيلها
على هذه الأقراص المدمجة قد أعدت دون أية تغيرات



يجب أن


تحفظ هذه الأقراص المدمجة بعيدا عن الغبار



HOSSAM MAGHRABY



بعض الوثائق الأصلية تالفة



HOSSAM MAGHRABY



بالرسالة صفحات

لم ترد بالأصل



HOSSAM MAGHRABY

EVALUATION OF POTENCY OF SOME MICROBIAL ISOLATES AS ABIOTIC CONTROL AGENT AGAINST POTATO TUBER MOTH DISEASE IN EGYPT

A thesis

**Submitted In Partial Fulfillment Of The Requirements For The
Master Degree Of Science**

**In Botany
(Microbiology)**

BY

Amal Abedl-Haleim Abed-Alla
(B.Sc Microbiology)

**Under supervision
of**

Prof. Dr. Zeinat Kamel Mohamed

*Prof. of Microbiology, Botany Department ,
Faculty of Science Cairo University.*

Dr. Fadia Fahmy Abdel Aleim

*Dr. Physiology of microorganisms,
Botany Department, Faculty of
Science Cairo University.*

Dr. Idris Sallam Abed El-Wahab

*Assistant Prof. of Plant protection,
Plant Protection Research Institute,
Agricultural Research Center*

**Botany Department
Faculty Of Science
Cairo University
(2005)**

APPROVAL SHEET

Title of the M. Sc. Thesis

EVALUATION OF POTENCY OF SOME MICROBIAL ISOLATES AS ABIOCONTROL AGENT AGAINST POTATO TUBER MOTH DISEASE IN EGYPT

Name of the Candidate

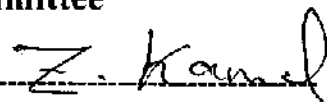
Amal Abedl-Haleim Abed-Alla
(B. Sc. In Microbiology)

Submitted to the

Botany Department, Faculty of Science, Cairo University

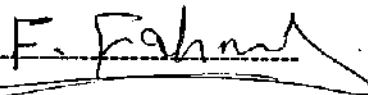
Supervision Committee

Prof. Dr. Zeinat kamel Mohamed




*Professor of Microbiology, Faculty of Science, Botany Department,
Cairo University.*

Dr. Fadia Fahmy Abdel Aleim




*Dr. Physiology of microorganisms Botany Department, Faculty of
Science Cairo University.*

Dr. Idris Sallam Abed El-Wahab



*Assistant Prof. of Plant Protection, Plant Protection Research Institute,
Agricultural Research Center.*

Head of Botany Department



Acknowledgment

First of all, my gratitude and thanks to **ALLAH, WHO** support me to continue this work.

I would like to express my great thanks and my gratefulness to **Assistant Prof. Fadia Fahmy Abdel- Aleim**, Dr. Physiology of microorganisms, Botany Department, Faculty of Science, Cairo university to her kind supervision, valuable advices, continuous encouragement throughout my work.

Owe more than express to **Prof. Dr. Zeinat Kamel Mohamed**, Professor of microbiology, Botany Department, Faculty of Science, Cairo university for her supervision, valuable scientific help, reviewing this work, support and guidance, she has given during the supervision, progress and finishing of this work. Offered, without which the present work would never be.

My sincere thanks and gratitude to **Dr. Idris Sallam Abdel-Wahab**, Assistant Prof. of Plant Protection, Plant Protection Research Institute, Agriculture Research Center for devoting much of his valuable time in the supervision of this work, suggestion, valuable remarks and comments, continuous encouragement and unlimited help in preparing this thesis.

The kind understanding and great support of every member of my family helped me to get through this study.

So,
Many thanks to all of you

Amal Abdel-Haleim A bd-Alla

Note

Beside the work carried out in this thesis, the author has attended and passed successfully the following postgraduate courses:

- 1- Applied Microbiology.
- 2- Soil Microbiology.
- 3- Bacteriology.
- 4- Hydrobiology.
- 5- Virology.
- 6- Radiobiology.
- 7- Biostatistics.
- 8- Instrumental analysis.
- 9- German language.
- 10- Host- Parasite relationship.

Head of Botany Department

Prof. Dr. Yousri Saleh

	P
Introduction and aim of the work	1
LITERATURE REVIEW	3
Potato tuber moth as economic pest.....	3
1- PTM and its hosts.....	3
2- Microorganisms antagonistic to plant insect diseases	5
3- Effect of Nutritional and environmental factors on growth of antagonists microorganisms.....	8
3-1 Effect of different media composition on fungal growth	8
3-2 Effect of temperature and pH values on the growth of antagonists isolates.....	9
3-3 Effect of different carbon sources	10
3-4 Effect of different nitrogen sources.....	11
3-5 Effect of incubation period on fungal growth.....	12
3-6 Effect of different RH on fungal growth.....	12
4- Effect of different temperatures and microbial treatments on different stages of PTM development.....	13
4-1 Effect of temperature on PTM under laboratory conditions.....	13
4-2 Effect of microbial treatments on different stages of PTM.....	16
5- Susceptibility of potato varieties to PTM infestation under lab. and field conditions.	17
5-1 PTM and potato varieties.....	17
6- Evaluation of microbial treatments as biocontrol agent against plant insect diseases	19
MATERIAL AND METHODS.....	22
PTM source.....	22
1-Isolation of antagonistic organisms.....	22
2- media of fungi	24
3- preparation of spore suspension	24
4- Evaluation of lethal concentration values.....	24
5- Bioassay.....	25
6- Factors affecting growth of the microbial bioagents.....	26
7-Effect of temperature and microbial treatments on PTM.....	27
8- Susceptibility of Two potato (Cara and Draga varieties to PTM Infestation.....	30
9- Effect of different microbial treatments on the most susceptible PTM infested variety under greenhouse and field conditions.....	31
RESULTS AND DISSCUSION.....	34
Chapter 1	34
1-Isolation and identification of antagonistic microorganisms	34
Chapter 2	46
2- Optimization, the mass production of the most potent selected antagonistic isolates.....	46
Chapter 3	66
3- Effects of temperature and potential of microbial treatments on 1 st ,	

4 th and pupal stages of PTM under laboratory conditions	66
Chapter 4	75
4- Susceptibility of local cultivated potato varieties to PTM infestation	75
Chapter 5	85
5-Biological control of PTM infestation by four selected antagonistic microorganisms in vivo.	85
Conclusion and Recommendations	100
Summary	101
References.....	107
Arabic summary.....	

List of the Tables

	Page
Table 1. Effect of different bacterial isolates on larval population and mortality of PTM.....	36
Table 2. Physical and biochemical characteristics of <i>B. thuringiensis</i>	37
Table 3. Effect of different fungal isolates on larval population and mortality of PTM.	39
Table 4. LC ₅₀ (spore / ml) and LT ₅₀ (days) values of microbial isolates against PTM.....	42
Table 5. Effect of various combination of bacterial isolates.....	44
Table 6 . Effect of various bacterial and fungal combination on PTM infestation	45
Table 7. Effect of media on the growth of antagonistic fungal isolates.	47
Table 8. Effect of different temperatures on the growth of antagonistic bacterial isolates.	50
Table 9. Effect of different temperature on the growth of antagonistic fungal isolates	50
Table 10. Effect of different pH on the growth of antagonistic bacterial isolates.	53
Table 11. Effect of different pH values on the growth of antagonistic fungal isolates	53
Table 12. Effect of different Carbon Sources on the growth of antagonistic bacterial isolates.	56
Table 13. Effect of different C-sources on the growth of antagonistic fungal isolates.	56
Table 14. Effect of different Nitrogen Sources on the spore count of bacterial isolates.	59
Table 15. Effect of different N-sources on the growth of antagonistic fungal isolates.	59
Table 16. Effect of different RH regimes on the growth of antagonistic fungal isolates.	63
Table 17. Effect of incubation period on the growth of antagonistic fungal isolates.	63
Table 18. Effect of different temperatures on different stages of PTM.	67

Table 19. Effect different microbial treatments on the 1 st instar larvae of PTM.....	69
Table 20. Effect of different treatments on 4 th instar PTM larvae.	72
Table 21. Effect of different treatments on pupal PTM stages.	74
Table 22. Average number of PTM on the two potato varieties in the laboratory.....	76
Table 23. Percentage of PTM population (larvae/100 leaf) on the two potato varieties during winter plantation in season 2001.....	78
Table 24. Percentage of PTM population (larvae/100 leaf) on the two potato varieties during winter plantation in season 2002.....	79
Table 25. Percentage of PTM population (larvae/ 100 leaf) on the two potato varieties during summer plantation in seasons 2001.....	81
Table 26. Percentage of PTM population(larvae/100 leaf) on the two potato varieties during summer plantation in season 2002.	82
Table 27. Extended effect of different microbial treatments and Agerin on PTM infestation (on Draga variety) under greenhouse conditions.	86
Table 28. Efficiency of different treatments in controlling PTM (on Draga variety) during one spray under field conditions.....	89
Table 29. Relative effect of different microbial treatments during two sprays on the reduction rate of TM.....	92
Table 30. Relative effect of different treatments during three sprays on the reduction rate of PTM.....	93
Table 31. Yield of potato production during one, two and three sprays in the field (Ton / Feddan).....	96

List of the Figures

	Page
Fig. 1 :Effect of different media on the growth of antagonistic fungi	48
Fig. 2 :Effect of different temperatures on the growth of antagonistic bacteria.....	51
Fig. 3 :Effect of different temperatures on the growth of antagonistic Fungi	51
Fig. 4 :Effect of different pH values on the growth of antagonistic bacteria.....	54
Fig. 5 :Effect of different pH values on the growth of antagonistic fungi.....	54
Fig. 6: Effect of different Carbon sources on the growth of antagonistic bacteria.....	57
Fig. 7: Effect of different Carbon sources on the growth of antagonistic fungi.....	57
Fig. 8: Effect of different nitrogen sources on the growth of antagonistic bacteria.....	60
Fig. 9: Effect of different nitrogen sources on the growth of antagonistic fungi.....	60
Fig. 10: Effect of different RH regimes on the growth of antagonistic fungi.....	64
Fig. 11: Effect of incubation period on the growth of antagonistic fungi	64
Fig.12 : Percentage of PTM population on the two potato varieties during summer plantation in season 2001.....	80
Fig.13 : Percentage of PTM population on the two potato varieties during summer plantation in season 2002.....	80
Fig.14:Percentage of PTM population on the two potato varieties during winter plantation in season 2001.....	83
Fig.15:Percentage of PTM population on the two potato varieties during winter plantation in season 2002.....	83
Fig.16:Effect of different microbial treatment on PTM population under greenhouse condition.....	87
Fig.17:Effect of different microbial treatment (on Draga variety) during one sprays on the reduction rate Of PTM.....	90
Fig.18:Effect of different microbial treatment (on Draga variety) during two sprays on the reduction rate of PTM.....	94
Fig.19: Effect of different microbial treatment (on Draga variety) during three sprays on the reduction rate of PTM.....	94

LIST OF ABBREVIATIONS

PTM	Potato Tuber Moth
<i>P. operculella</i>	<i>Phthorimaea operculella</i>
Ag	Agarein
PPRI	Plant Protection Research Institut.
G. M.	General Mean
G. V.	Granulosis Virus
Cocnc.	Concentration
Lab.	Laboratory
PDA	Potato Dextrose Agar
CFU	Colony Forming Unit
RH	Relative Humidity
LC₅₀	Lethal concentration that kill 50 % of population
LC₉₀	Lethal concentration that kill 90 % of population
LT₅₀	Lethal time
<i>B.thur.</i>	<i>Bacillus thuringiensis</i>
<i>S.mar.</i>	<i>Serratia marcescens</i>
<i>Bea. bass.</i>	<i>Beauveria bassiana</i>
<i>M.anis.</i>	<i>Metarhizium anisopliae</i>
<i>B.thur.</i>: <i>S.mar.</i>	<i>Bacillus thuringiensis</i> : <i>Serratia marcescens</i>
<i>B.thur.</i>: <i>Bea. bass.</i>	<i>Bacillus thuringiensis</i> : <i>Beauveria bassiana</i>
<i>B.thur.</i>: <i>M.anis.</i>	<i>Bacillus thuringiensis</i> : <i>Metarhizium anisopli</i>
<i>S.mar.</i>: <i>Bea. bass.</i>	<i>Serratia marcescens</i> : <i>Beauveria bassiana</i>
<i>S.mar.</i>: <i>M.anis.</i>	<i>Serratia marcescens</i> : <i>Metarhizium anisopliae</i>