

سامية محمد مصطفى



شبكة المعلومات الجامعية

بسم الله الرحمن الرحيم



سامية محمد مصطفى



شبكة المعلومات الجامعية



شبكة المعلومات الجامعية التوثيق الالكتروني والميكرو فيلم



سامية محمد مصطفى



شبكة المعلومات الجامعية

جامعة عين شمس

التوثيق الإلكتروني والميكروفيلم


قسم

نقسم بالله العظيم أن المادة التي تم توثيقها وتسجيلها
علي هذه الأقراص المدمجة قد أعدت دون أية تغيرات



يجب أن

تحفظ هذه الأقراص المدمجة بعيدا عن الغبار



سامية محمد مصطفى



شبكة المعلومات الجامعية



بعض الوثائق الأصلية تالفة



سامية محمد مصطفى



شبكة المعلومات الجامعية



بالرسالة صفحات
لم ترد بالأصل



“MODELING OF HUMAN FACTORS FOR VIRTUAL REALITY ENVIRONMENTS”

By

Mohammed Ahmed Ahmed Refaey

**A Thesis Submitted to the
Faculty of Computers & Information
Cairo University
in Partial Fulfillment of the
Requirements for the Degree of
Master of Science.**

**in
INFORMATION TECHNOLOGY**

Under the Supervision of

**Prof. Dr. Sanāa El Ola Hanafi
Head of Information Technology Dept.
Faculty of Computers & Information
Cairo University**

**Dr. Khalid Mustafa El Sayed
Teacher in Information Technology Dept.
Faculty of Computers & Information
Cairo University**

**FACULTY OF COMPUTERS & INFORMATION
CAIRO UNIVERSITY – EGYPT**

SEPTEMBER / 2003

B
10 V 77

I certify that this work has not been accepted in substances for any academic degree and is not being concurrently submitted in candidature for any other degree.

Any portions of this thesis for which I am indebted to other sources are mentioned and explicit references are given.

Student Name: **Mohammed Ahmed Ahmed Refaey.**

Signature:

“MODELING OF HUMAN FACTORS FOR VIRTUAL REALITY ENVIRONMENTS”

By

Mohammed Ahmed Ahmed Refaey

A Thesis Submitted to the
Faculty of Computers & Information
Cairo University
in Partial Fulfillment of the
Requirements for the Degree of
Master of Science.
in
INFORMATION TECHNOLOGY


Approved by the
Examining Committee


Prof. Dr. Gamal El Dean Mohammed Ali, Member

Prof. Dr. Mohammed Gamal El Dean Darwish, Member

Prof. Dr. Sanaa El Ola Hanafi, Thesis main Advisor

Signature

.....

.....

.....

FACULTY OF COMPUTERS & INFORMATION
CAIRO UNIVERSITY – EGYPT
SEPTEMBER / 2003

To my parents, my brothers and my sister

To my love Lamyaa

TABLE OF CONTENTS

	Page
LIST OF TABLES.	ix
LIST OF FIGURES.	x
LIST OF SYMBOLS AND ABBREVIATIONS.	xiii
ACKNOWLEDGEMENTS.	xiv
ABSTRACT.	xv
 CHAPTER ONE: "INTRODUCTION".	 1
1.1 Introduction.	2
1.2 Different Ways of Delivering Audio.	3
1.3 Problem Definition.	4
1.4 Motivations.	4
1.5 Aim of the Work.	5
1.6 Scope of the Work.	5
1.7 Methodology.	5
1.8 Thesis Overview.	6
 CHAPTER TWO: "THE VIRTUAL REALITY AND THE SOUND".	 8
2.1 Virtual Reality.	9
2.1.1 Fundamental Requirements.	9
2.1.2 Generic Virtual Reality System.	11
2.2 The Sound.	21
2.2.1 Wave Motion.	22
2.2.2 Waves Travelling in the Same Direction.	25
2.2.3 Waves Travelling in Opposite Direction.	25
2.2.4 Velocity of Longitudinal Waves.	28
2.2.5 Reflection of Sound.	30

2.2.6 Refraction of Sound.	35
2.2.7 Diffraction of Sound.	40
2.2.8 Doppler Effect.	41
CHAPTER THREE: "PHYSIOLOGICAL ACOUSTICS".	49
3.1 Introduction.	50
3.2 The "Active Cochlea".	50
3.3 Outer Ear.	53
3.3.1 Anatomical Features.	53
3.3.2 Transformation of Sound Pressure from free field to Eardrum.	55
3.4 Middle Ear.	58
3.4.1 Structure.	59
3.4.2 Function.	61
3.4.3 Performance of the Middle Ear.	62
3.5 Inner Ear.	65
3.5.1 Cochlea.	65
3.5.2 The Organ of Corti.	67
3.5.3 Associated Structures.	70
3.5.4 Lateral Wall.	72
3.5.5 Innervation.	73
CHAPTER FOUR: "RANGE CUES"	76
4.1 Introduction.	77
4.2 Terminology.	77
4.3 Reverberation.	84
4.4 Sound Absorption.	85
4.5 Distance Cues.	88
4.6 Modeling.	90
CHAPTER FIVE: "INTERAURAL TIME DIFFERENCE (ITD)".	92
5.1 Introduction.	93
5.2 Definition.	94
5.3 Motion Effect on Interaural Time Difference.	96
5.4 Interaural Time Difference Effect.	96

5.5 Sound Velocity and Interaural Time Difference.	98
5.6 Modeling.	100
5.6.1 Mathematical Background.	100
5.6.2 Algorithm.	101
CHAPTER SIX: "INTERAURAL INTENSITY DIFFERENCE (IID)".	103
6.1 Introduction.	104
6.2 Definition.	104
6.3 Basic Concepts of Sound.	105
6.4 Sound Shadow.	106
6.5 Doppler Effect or Doppler Shift.	107
6.6 IID as Localization Cue.	108
6.7 Modeling.	109
6.7.1 Effect of the Additional Sound Path.	110
6.7.2 Motion Doppler's Effect.	111
6.7.3 Effect of the Head Shadow.	112
CHAPTER SEVEN: "HEAD-RELATED TRANSFER FUNCTION AND ELEVATION CUES".	114
7.1 Introduction.	115
7.2 Definition.	115
7.3 Pinna Response.	117
7.3.1 The Pinna Effect.	117
7.3.2 Individuality of the HRTF.	119
7.3.3 Customization of the HRTF.	119
7.4 HRTF Analysis.	120
7.4.1 HRTF.	121
7.4.2 HRIR: Horizontal Plan.	122
7.4.3 HRIR: Median Plan.	123
7.4.4 HRTF: Horizontal plan.	124
7.4.5 HRTF: Median Plan.	124
7.5 HRTF Synthesis.	125
7.5.1 Playback Considerations.	126

7.5.2 Headphone System Response Compensation.	126
7.5.3 Error Identification for HRTFs Recorded as a Pair.	127
7.5.4 Advantages and Disadvantages.	128
7.6 Elevation Cues.	128
7.7 Elevation Modeling.	130
7.7.1 Pinna Contribution.	130
7.7.2 Frequency Ranges.	130
7.7.3 Shoulder Contribution.	131
 CHAPTER EIGHT: "SPEAKER RELATED ISSUES".	 133
8.1 Introduction.	134
8.2 Crosstalk Problem.	134
8.3 Speaker Setup.	135
8.4 Factors affect the Performance.	138
8.4.1 Speaker Response.	138
8.4.2 Room Acoustics.	138
8.5 Modeling.	139
 CHAPTER NINE: "RESULTS".	 140
9.1 Results of ITD Model.	141
9.2 Results of IID Model.	146
9.3 Results of Range Model.	151
9.4 Results of Reflection Model.	154
9.5 Results of Pinna Model.	159
 CHAPTER TEN: "CONCLUSION AND FUTURE WORK".	 165
10.1 Conclusions.	166
10.2 Future Work.	167
 REFERENCES.	 168

LIST OF TABLES

	Page
Table (3.1): Directions of high sensitivity in human ear.	57
Table (4.1): Absorption coefficient for some substances.	86
Table (9.1): Results of temperature effect on the ITD.	142
Table (9.2): Results of humidity effect on ITD.	144
Table (9.3): Effect of azimuth angle on the ITD.	145
Table (9.4): Effect of motion doppler on ITD.	146
Table (9.5): Effect of ITD distance on IID.	147
Table (9.6): Effect of motion doppler on the IID.	148
Table (9.7): Distances and times of the first four reflected sound waves from the four walls around the user.	154
Table (9.8): Wall absorption coefficients for draperies hung straight, in contact with wall, cotton fabric, 10 oz. per square yard.	157

LIST OF FIGURES

	Page
Figure (2.1): The inputs, processes, and outputs in a generic VR system.	11
Figure (2.2): Longitudinal wave.	23
Figure (2.3): Reflection of waves.	30
Figure (2.4): Reflection from concave mirror.	31
Figure (2.5): Reflection of wave from denser medium.	31
Figure (2.6): Reflection of wave from a rarer medium.	32
Figure (2.7): Echelon effect.	35
Figure (2.8): Refraction of sound.	35
Figure (2.9): Effect of wind on sound waves when wind is blowing in the direction of propagation of sound.	38
Figure (2.10): Effect of wind on sound waves when wind is blowing opposite to the direction of propagation of sound.	38
Figure (2.11): Silence zone and anomalous zone of audibility.	39
Figure (2.12): Passage of sound waves through small and big apertures.	41
Figure (2.13): Effect of doppler when listener is at rest and source is in motion.	42
Figure (2.14): Change in the wavelength when the source moves towards the listener.	43
Figure (2.15): Doppler's effect when source is at rest and listener is in motion.	44
Figure (2.16): Flight of a bullet.	48
Figure (3.1): The outer ear.	54
Figure (3.2): Transformation of sound pressure level from the free field to the human eardrum in the horizontal plane as a function of frequency.	56
Figure (3.3): The middle ear.	60
Figure (3.4): Midmodiolar section of the rabbit cochlea, showing the membranous labyrinth encased in the bone of the otic capsule.	66