

سامية محمد مصطفى



شبكة المعلومات الجامعية

بِسْمِ اللَّهِ الرَّحْمَنِ الرَّحِيمِ




سامية محمد مصطفى



شبكة المعلومات الجامعية



شبكة المعلومات الجامعية التوثيق الالكتروني والميكروفيلم



سامية محمد مصطفى



شبكة المعلومات الجامعية

جامعة عين شمس

التوثيق الإلكتروني والميكروفيلم


قسم

نقسم بالله العظيم أن المادة التي تم توثيقها وتسجيلها
علي هذه الأقراص المدمجة قد أعدت دون أية تغييرات



يجب أن

تحفظ هذه الأقراص المدمجة بعيدا عن الغبار




سامية محمد مصطفى



شبكة المعلومات الجامعية



بعض الوثائق الأصلية تالفة



سامية محمد مصطفى




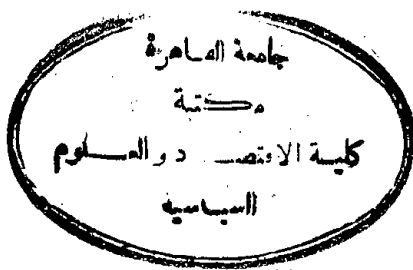
شبكة المعلومات الجامعية



بالرسالة صفحات

لم ترد بالأصل





1931

ك
ك

CAIRO UNIVERSITY .

FACULTY OF ECONOMICS AND POLITICAL SCIENCES .

DEPARTMENT OF STATISTICS .

ON INFANT MORTALITY PATTERNS IN URBAN
AND RURAL AREAS OF EGYPT .
A COMPARATIVE STUDY .

BY

MAGED .G. ISHAK .

SUPERVISED BY

DR. HUSSEIN .A .A . SAYED .

PROFESSOR OF STATISTICS

FACULTY OF ECONOMICS AND POLITICAL SCIENCE

CAIRO UNIVERSITY

A THESIS SUBMITTED IN PARTIAL FULFILMENT FOR
THE M.SC. DEGREE IN STATISTICS

MAY - 1986

B

17-9E

26

CAIRO UNIVERSITY .

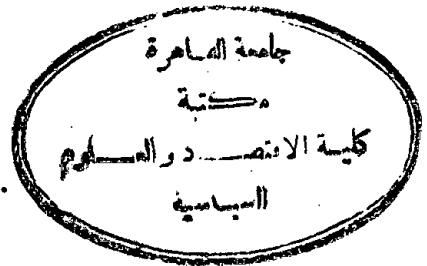
FACULTY OF ECONOMICS AND POLITICAL SCIENCES .

DEPARTMENT OF STATISTICS .

ON INFANT MORTALITY PATTERNS IN URBAN
AND RURAL AREAS OF EGYPT .
A COMPARATIVE STUDY .

BY

MAGED .G. ISHAK .



SUPERVISED BY

DR. HUSSEIN .A. A. SAYED .

PROFESSOR OF STATISTICS

FACULTY OF ECONOMICS AND POLITICAL SCIENCE

CAIRO UNIVERSITY

A THESIS SUBMITTED IN PARTIAL FULFILMENT FOR
THE M.SC. DEGREE IN STATISTICS

MAY - 1986

APPROVAL SHEET

The Committee:

- Dr. Nadia Makary Girgis

Head, Department of Statistics
Faculty of Economics and Political Science
Cairo University

Nadia Makary Girgis

- Dr. Ahmed Hassan El Mawaziny

Professor of Statistics
American University in Cairo

Ahmed Mawaziny

- Dr. Hussein A.A. Sayed

Department of Statistics
Faculty of Economics and Political Science
Cairo University

H. Sayed

This committee approved the M.Sc. Thesis submitted
by Maged George Ishak and awarded him the M.Sc.
Degree in Statistics with Grade "Excellent".

— ((. TO MY FAMILY .)) —

ACKNOWLEDGEMENT

I owe the deepest gratitude to Dr. Hussein Abd El-Aziz Sayed, for the incessant help and the enlightening guidance he generously gave me. I am thankful to him for being helpful and patient through his supervision of this thesis.

I acknowledge with thanks the invaluable assistance bestowed on me by Dr. Ahmed Hassan El-Mawaziny while preparing this thesis.

I would like to thank all the members of the Mansoura University Computer Center.

My deep thanks and appreciation also to all persons at Cairo Demographic Center for their help in providing required data.

CONTENTS

	<u>Page</u>
INTRODUCTION	i
CHAPTER I INFANT MORTALITY: AN OVERVIEW	1
1.1 The Importance of Studying Infant Mortality ..	2
1.2 Infant Mortality Levels	7
1.3 Age Distribution of Infant Mortality	12
1.4 The Sex Ratio of Infant Mortality	19
1.5 Factors Affecting Infant Mortality	22
1.5.1 Factors Relevant to Foetal Mortality .	23
1.5.2 Factors Associated with Both General and Infant Mortality	24
1.6 Nature of Infant Mortality Data	26
1.7 Conclusions	32
CHAPTER II INFANT MORTALITY IN THE A.R.E.	34
2.1 Sources of Infant Mortality Data in the A.R.E.	34
2.1.1 Registration of Vital Events in the A.R.E.	35
2.2 Levels of Infant Mortality in Egypt	44
2.2.1 Estimated Infant Mortality Levels in the A.R.E.	49
2.3 Urban/Rural Differentials	52
2.3.1 Neonatal Mortality	54
2.4 The Pattern of Infant Mortality	62
2.5 Sex Differentials of Infant Mortality	68
2.6 Conclusions	71
CHAPTER III INFANT MORTALITY MODELS	74
3.1 Review of Previous Models	74
3.2 Sayed's Model	75

	<u>Page</u>
3.3 Karara's Model	84
3.4 A Comparison Between Programme 2 and Programme 4	93
3.5 Conclusions	95
CHAPTER IV SOME DEMOGRAPHIC IMPLICATIONS OF THE MODEL ..	97
4.1 Infant Mortality Pattern: Cairo Governorate	97
4.1.1 The First Iteration for the Estimation of the Parameters (α, β, c)	98
4.1.2 Successive Iterations	106
4.1.3 The Estimation of the Parameters λ, θ ..	108
4.2 A Demographic Analysis of the Model	118
4.2.1 The Weight Parameter λ	118
4.2.2 The First Component Parameters (α, θ) ..	122
4.2.3 The Second Component Parameters (c, β) ..	128
4.3 Conclusions	135
CHAPTER V INFANT MORTALITY DIFFERENTIALS BY URBAN/ RURAL AND GOVERNORATES IN THE A.R.E.	138
5.1 Urban/Rural Differentials	139
5.2 Governorate's Differentials	143
5.2.1 Level's Differentials	144
5.2.2 Pattern Differentials	146
5.3 Infant Mortality and the Level of Development in Various Governorates	148
5.3.1 The Physical Quality of Life Index	150
5.4 Conclusions	157
FINAL CONCLUSIONS	159
APPENDIX A FIGURES OF OBSERVED AND EXPECTED CURVES OF INFANT MORTALITY RATES FOR OVERALL EGYPT AND FOR EACH GOVERNORATE	
APPENDIX B THE COMPUTER PROGRAMMES	
REFERENCES	
ARABIC SUMMARY	

LIST OF TABLES

<u>Table</u>	<u>Page</u>
1.1 The Ratio (%) of Infant Mortality to Total Mortality in Some Selected Countries of the World	3
1.2 I.M.R. & C.D.R. (per thousand) in Some Selected Countries during the Period (1949-1978)	5
1.3 The Percentage Decline in I.M.R. and C.D.R. between the Two Periods (1949-1953 & 1974-1978). The First Period is Radix	7
1.4 The Mean of I.M.R. in Various Continents	10
1.5 Infant Mortality Rates (per thousand) by Sex for Some Selected Countries: Latest Available Year ..	11
1.6 Percentages of Infant Deaths by Age for Some Selected Countries: Latest Available Year	14
1.7 The Proportion (%) of First Day Deaths and Neonatal Deaths to the Total Infant Deaths	15
1.8 Sex Ratio by Age During the Infancy Period, for Some Selected Countries	20
1.9 I.M.R. by Urban/Rural Residence in Some Selected Countries	25
2.1 Percentages of Under-Registration of Births by Region, 1974-1975, Egypt	41
2.2 Percentages of Under-Registration of Deaths by Region, 1974-1975, Egypt	42
2.3 Percentages of Under-Registration of Infant Deaths by Region, 1974-1975, Egypt	43
2.4 I.M.R. (per thousand live births) in the A.R.E. in the Period 1917-1979	45
2.5 Summary of Estimated I.M.R. (per thousand) for the Period 1932-1986	50
2.6 Direct Estimates of I.M.R. (per thousand) for the Period 1950-1980	51
2.7 Indirect Estimates of I.M.R. (per thousand) for the Period 1965-1978	51
2.8 I.M.R. (per thousand) in the Total Urban and Rural Areas of Egypt in the Period 1962-1979	55
2.9 Neonatal Mortality Rate (per thousand) in Egypt in 3 Year Averages in the Period 1962-1979	57

	<u>Page</u>
2.10 Neonatal Mortality Rates by Urban/Rural and Male/ Female Residence in Egypt in the Period 1962-1979	58
2.11 Neonatal and Post Neonatal Mortality Rates (per thousand) in Some Selected Countries. Last Available Year.....	58
2.12 Neonatal and Post Neonatal Mortality Rates (per thousand) in Egypt in 3 Year Averages in the Period 1962-1979	61
2.13 The Final Results for Kolmogorov-Smirnov Test about the Differences between the Three Year Averages 1977, 78, and 79 and the 1979 Data for Some Selected Areas in the A.R.E.	63
2.14 Infant Deaths by Age in Urban/Rural, and Overall Egypt for the Average of the Years 1977, 78 and 79	64
2.15 Sex Ratio (per thousand) in Urban/Rural, and Overall Egypt in the Average of the Years 1977, 78, and 79	70
3.1 The Values of Chi-Square Test for Programm 1 and Programme 2	83
3.2 The Values of Chi-Square Test for Programme 3 and Programme 4	92
3.3 The Values of Chi-Square Test for Programme 5 ...	94
4.1 I.M.R. (per thousand) During the First Month of Age, in Cairo Governorate for the Average of the Years 1977, 78 and 79	99
4.2 Observed and Expected Infant Mortality Rates due to the First Component of the Equation, (\hat{y}_{1i}) . Cairo Governorate (1977, 78 and 79)	101
4.3 Infant Mortality Rates in the Age Intervals (1-12 Months) after Eliminating the Effect of the First Component (\hat{y}_{1i})	103
4.4 The Expected Infant Mortality Rate in Each Age Interval due to the Second Component of the Equation (\hat{y}_{2i})	105
4.5 The Values of P_i and χ^2 of the First Iteration. Cairo Governorate (1977, 78, and 79)	107

	<u>Page</u>
4.6	Estimated Parameters and Chi-Squares Values for the First Three Iterations 108
4.7	The Values of χ^2 Corresponding to Some Specific Values of λ 109
4.8	Continued 110
4.9	The Values of χ^2 Corresponding to Some Specific Values of θ 111
4.10	Continued 111
4.11	P_i and χ^2 Values for the Final Estimates of Infant Mortality Rates. Cairo Governorate 1977, 78 and 79 113
4.12	The Calculations of Kolmogorov-Smirnov Test for Cairo Governorate (average 1977, 78 and 79) 115
4.13	Estimated Values of the Model's Parameters by Area Type (Urban/Rural) and Sex in the A.R.E. (1977, 78 and 79) 116
4.14	Estimates of the Models Parameters by Governorate and Area (Urban/Rural) in Egypt due to the Data of the Three Year Averages (1977, 78, and 79) 117
4.15	Estimated Values of λ -Based on the Unified Model- for Some Selected Countries 120
4.16	The Ratio of Neonatal Deaths to Total Infant Deaths in the Governorates of Egypt for the Average of the Years (1977, 78, and 79) 121
4.17	The Estimated Values of α -Based on the Unified Model for Some Selected Countries 123
4.18	The Estimated Values of θ -Based on the Unified Model for Some Selected Countries 127
4.19	The Estimated Values of c -Based on the Unified Model for Some Selected Countries 131
4.20	The Estimated Values of β -Based on the Unified Model for Some Selected Countries 134
5.1	The Percentage of Neonatal Infant Mortality Excess for Various Governorates of Egypt. Three Year Averages (1977, 78, and 79) 141