


بسم الله الرحمن الرحيم





شبكة المعلومات الجامعية التوثيق الالكتروني والميكروفيلم



جامعة عين شمس

التوثيق الإلكتروني والميكروفيلم


قسم

نقسم بالله العظيم أن المادة التي تم توثيقها وتسجيلها
علي هذه الأقراص المدمجة قد أعدت دون أية تغيرات




يجب أن

تحفظ هذه الأقراص المدمجة بعيدا عن الغبار






بعض الوثائق الأصلية تالفة





بالرسالة صفحات
لم ترد بالأصل





**A triage for disposition of the poisoned patients
with cardiovascular therapeutic agents attending
to the Poison Control Center of Ain Shams
University Hospitals (PCC ASUH)**

Thesis

Thesis For Partial Fulfilment Of Master Degree In Forensic
Medicine And Toxicology

Presented By

Ahmed Hassanein El-Sayed Omar

Demonstrator of Forensic Medicine and Toxicology
Faculty of Medicine - Ain Shams University

Under Supervision of

Professor Seham Fouad Abd El-all

Professor of Forensic Medicine and Toxicology
Faculty of medicine - Ain Shams University

Dr.Hanan El-Sayed Mohammed

Lecturer of Forensic Medicine and Toxicology
Faculty of Medicine - Ain Shams University

**Faculty of Medicine
Ain Shams University
2021**



**فرز المرضى المصابين بالتسمم بالعقاقير العلاجية
للقلب المترددين علي مركز علاج التسمم بمستشفيات
جامعة عين شمس من أجل التوزيع الأمثل لهم**
رسالة

مقدمة توطئة للحصول علي درجة الماجستير في الطب الشرعي والسموم

مقدمة من:

ط / أحمد حسنين السيد عمر
معيد بقسم الطب الشرعي والسموم
كلية الطب - جامعة عين شمس

تحت إشراف

أ.د/ سهام فؤاد عبدالعال
أستاذ الطب الشرعي والسموم
كلية الطب - جامعة عين شمس

د/ حنان السيد محمد
مدرس الطب الشرعي والسموم
كلية الطب - جامعة عين شمس

كلية الطب
جامعة عين شمس

٢٠٢١



Acknowledgement

*First of all, all gratitude is due to **Allah** almighty for blessing this work, until it has reached its end, as a part of his generous help, throughout my life.*

*Really I can hardly find the words to express my gratitude to **Professor Seham Fouad Abd El-all**, Professor of Forensic Medicine and Toxicology, Faculty of medicine - Ain Shams University, for her supervision, continuous help, encouragement throughout this work and tremendous effort she has done in the meticulous revision of the whole work. It is a great honor to work under her guidance and supervision.*

*I would like also to express my sincere appreciation and gratitude to **Dr. Hanan El-Sayed Mohammed**, Lecturer of Forensic Medicine and Toxicology, Faculty of Medicine - Ain Shams University, for her continuous directions and support throughout the whole work.*

Dedication

*Words fail to express my love, respect and appreciation to **my wife** for her unlimited help and support.*

Last but not least, I dedicate this work to my family, whom without their sincere emotional support, pushing me forward this work would not have ever been completed.

Ahmed Hassanein El-Sayed Omar

List of Contents

	Page
List of abbreviation.....	i
List of tables	iv
List of figures.....	vii
Introduction	1
Aim of the work	3
Review of Literature	4
• Beta Blockers(BBs)	4
• Calcium channel blockers (CCBs).....	21
• Cardiac Glycosides (CGs).....	34
• Inhibitors of the Renin-Angiotensin System (RAS)45	
• Diuretics	60
• Nitrates	76
• Management of toxicity	83
• Emergency Department Triage	94
• Disposition of the Emergency Department Patient95	
• Intensive Care Unit (ICU) admission Criteria for poisoned patients with cardiovascular therapeutic agents.	96
• Inpatient admission Criteria for poisoned patients with cardiovascular therapeutic agents.	100
• American Association of Poison Control Centers (AAPCCs).....	101
• American Association of Poison Control Centers (AAPCCs) Guidelines	102
• Poisoning Severity Score (PSS).....	107
Methodology	113
Results	120
Discussion	142
Conclusion	160
Recommendations	161
Limitations	163
Summary	164
References	171
ArabicSummary	230

List of Abbreviations

Abbr.	Meaning
ARDS	Acute Respiratory Distress Syndrome
ACLS	Advanced Cardiovascular Life Support
ALDH	Aldehyde dehydrogenase
AACT	American Academy of Clinical Toxicology
AAPCC	American Association of Poison Control Centers
ACMT	American College of Medical Toxicology
Ang	Angiotensin
ACE	Angiotensin Converting Enzyme
ARBs	Angiotensin receptor blockers
ADH	Anti diuretic hoemone
ABC	ATP-binding cassette
AF	Atrial Fibrillation
ASUREC	Ain-Shams University Research Ethics Committee
AV	Atrio-ventricular
BBs	Beta Blockers
CCBs	Calcium Channel Blockers
CGs	Cardiac Glycosides
COPD	Chronic Obstructive Pulmonary Disease
CCT	Cortical collecting tubule
CK	Creatine Kinase
cGMP	Cyclic guanosine monophosphate
CYP2C9	Cytochrome P-450 isoenzyme 2C9
CYP3A4	Cytochrome p-450 isoenzyme 3A4
DCI	Dichloroisoproterenol
DigFab	Digoxin specific Antibody Fragments
DLIF	Digoxin-like immunoreactive factor
DRIs	Direct Renin Inhibitors

Abbr.	Meaning
DCT	Distal Convolved Tubules
ER	Emergency Room
ESRD	End Stage Renal Disease
ETN	Erythrityl tetranitrate
EAPCCT	European Association of Poisons Centers and Clinical Toxicologists
EC	European Community
ECMO	Extra Corporeal Membrane Oxygenation
FDA	Food and Drug Administration
GFR	Glomerular filtration rate
GTN	Glycerol tri nitrate
HCF	Health care facility
HIET	High dose Insulin Euglycemia Therapy
HPLC	High Performance Liquid Chromatography
HCTZ	Hydrochlorothiazide
HOCM	hypertrophic obstructive cardiomyopathy
IR	Immediate Release
ICI	Imperial Chemical Industries
ILE	Intravenous lipid emulsion
IPCS	International Program on Chemical Safety
ISA	Intrinsic sympathomimetic activity
ISDN	Isosorbide dinitrate
ISMN	Isosorbide mononitrate
MSA	Membrane Stabilizing Activity
MDR-P1	Multidrug Resistance-associated protein
Ng	Nanogram
NPDS	National Poison Data System
NSAIDs	Non steroidal anti inflammatory drugs
NE	Norepinephrine
OTC	Over The Counter drugs

Abbr.	Meaning
PPM	patient placement manager
PETN	Pentaerythrityl tetranitrate
Pgp	P-glycoprotein
PDE	Phosphodiesterase
PCCASU H	Poison Control Center of Ain Shams University Hospitals
PCCs	Poison Control Centers
PSS	Poisoning Severity Score
PCT	proximal convoluted tubules
QTc	QT interval corrected for heart rate
ROS	Reactive Oxygen Species
RAS	Renin-Angiotensin System
SDC	Serum digoxin concentrations
SR	Sustained Release
TAL	Thick Asending Limb
t_{1/2}	Half Life
VA	Veno-arterial
VD	Volume of distribution
WADA	World Anti-Doping Agency

List of Tables

Table	Title	Page
1	Pharmacological and pharmacokinetics Properties of Beta adrenergic receptor blocking agents.	14
2	Maximum recommended single therapeutic dose of beta blockers.	20
3	Pharmacological properties of calcium channel blockers.	24
4	Effect of drugs on calcium channel blockers bioavailability.	28
5	Daily dosage and Maximum recommended single therapeutic dose of calcium channel blockers.	32
6	The effect of drugs on plasma level of digoxin.	40
7	Pharmacological properties of ACE inhibitors.	50
8	Pharmacological properties of Angiotensin receptor blockers (ARBs).	54
9	Pharmacological properties of loop diuretics	63
10	Pharmacological properties of thiazide diuretics.	66
11	Pharmacological properties of potassium sparing diuretics.	69
12	The maximum single therapeutic dose of diuretics.	75
13	ICU admission criteria for poisoned patients with cardiovascular therapeutic agents.	99
14	Beta Blockers toxic dose as proposed by AAPCCs.	105
15	Calcium Channel Blockers toxic dose as proposed by AAPCCs.	105

Table	Title	Page
16	Diuretics toxic dose.	106
17	Poisoning Severity Scoregrading.	107
18	Poisoning Severity Score.	108
19	Number and percentage of patients inboth retrospective & prospective studied groups as regard demographic & clinical history.	120
20	Chi square statistical analysis comparing retrospective & prospective studied groups as regard cardiovascular therapeutic agents ingestion data .	122
21	Chi square statistical analysis comparing retrospective & prospective studied groups as regard delay time, patients' disposition place, abnormal investigations, those who required treatment, and outcome in both retrospective & prospective studied groups.	124
22	Chi square statistical analysis showing the grades of severity in the retrospective studied group using poisoning severity score (PSS).	127
23	Chi square statistical analysis showing the grades of severity of clinical manifestations in retrospective studied group using Poisoning Severity Score (PSS) in releation to the type of ingested drug.	128
24	Chi square statistical analysis showing the use of PSS as a method of patients' disposition.	129
25	ROC-curve analysis to predict cardiotoxicity by PSS.	130

Table	Title	Page
26	Chi square statistical analysis showing the significance of seven factors of AAPCC for the toxicity positive results (prospectively).	132
27	ROC-curve of AAPCC guidelines to predict patients with cardiotoxicity.	133
28	Med Calc showing the results of the triage method as proposed by American Association of Poison Control Centers.	135
29	Chi square statistical analysis comparing retrospective and prospective studied groups as regard disposition place.	136
30	Chi square statistical analysis comparing retrospective and prospective studied groups as regard disposition among BBs overdose group.	136
31	Chi square statistical analysis comparing retrospective and prospective studied groups as regard disposition among CCBs overdose group.	138
32	Chi square statistical analysis comparing retrospective and prospective studied groups as regard disposition among digoxin overdose group.	139
33	Chi square statistical analysis comparing retrospective and prospective studied groups as regard disposition among Anti-HTN overdose group.	140