

# بسم الله الرحمن الرحيم





# شبكة المعلومات الجامعية التوثيق الالكتروني والميكروفيلم



# جامعة عين شمس

التوثيق الإلكتروني والميكروفيلم

## قسم

نقسم بالله العظيم أن المادة التي تم توثيقها وتسجيلها  
علي هذه الأقراص المدمجة قد أعدت دون أية تغيرات



## يجب أن

تحفظ هذه الأقراص المدمجة بعيدا عن الغبار






# بعض الوثائق الأصلية تالفة





بالرسالة صفحات  
لم ترد بالأصل



B 17 ✓ < W

**EFFECT OF A MILK PRESERVATIVE ON BLOOD CELL  
INDICES AND BIOCHEMICAL PARAMETERS OF MALE  
ALBINO RATS**

A THESIS  
Submitted in Partial Fulfillment  
For the M. Sc. Degree  
(Comparative Physiology)

Presented By

***Somaya Hassan Mohammed Khalifa***

(B. Sc. in Zoology)

Faculty of Science  
Cairo University

2002

## **APPROVAL SHEET**

**Title of the M. Sc. Thesis**

### **EFFECT OF A MILK PRESERVATIVE ON BLOOD CELL INDICES AND BIOCHEMICAL PARAMETERS OF MALE ALBINO RATS**

**Name of the Candidate:**

Somaya Hassan Mohammed Khalifa

**Submitted to:**

Faculty of Science, Cairo University

**Supervision Committee:**

**1- Dr. Osama Abdel-Ghaffar Youssef**

Assistant Professor of Comparative Physiology  
Zoology Department, Faculty of Science, Cairo University

**2- Prof. Dr. Hayam Abdel-Rahman El-Gazzar**

Professor of Dairy Chemistry, Dairy Chemistry Department,  
Animal Production Research Institute,  
Ministry of Agriculture

**Head of Zoology Department**

Prof. Dr. Mohammed Ismael



Faculty of Science

**To WHOM IT MAY CONCERN**

This is to certify that **SOMAYA HASSAN MOHAMED KHALIFA**  
Has attended and passed successfully the following post graduate  
courses as a partial fulfillment of the requirements of the degree of  
master of science. On Sept. 1991.

- |                                      |                           |
|--------------------------------------|---------------------------|
| 1. Neurophysiology                   | 11. Hematology            |
| 2. Immunity                          | 12. Toxicology            |
| 3. Radiobiology                      | 13. Instrumental analysis |
| 4. Desert ecology                    | 14. Biostatistic          |
| 5. Metabolism of pollutant           | 15. German language       |
| 6. Comparative anatomy               |                           |
| 7. Membrane biology and biochemistry |                           |
| 8. Endocrinology (1) , (2)           |                           |
| 9. Metabolism of minerals            |                           |
| 10. Neuroendocrine control           |                           |

This Certificate is issued at his own request.

Date of birth: 18 - 2 - 1960


Place of birth: Cairo


*Found Sub*  
3-9-2001

Controlle

*Agahide Abdel Rahman*

3/9/2001





*To whom I love for ever  
and I am always in debt to them  
for my happiness in this life,  
my family*



## ACKNOWLEDGMENT

*I would like to express my deepest gratitude and indebtedness to Dr. Osama Abdel-Ghaffar Youssef, Assistant Professor of Comparative Physiology, Zoology Department, Faculty of Science, Cairo University, for suggesting the point of investigation, planning the work, faithful supervision, continuous encouragement and his great effort throughout the course of this work.*

*My cordial thanks are due to Prof. Dr. Hayam Abdel-Rahman El-Gazzar, Professor of Dairy Chemistry, Dairy Chemistry Department, Animal Production Research Institute, Agriculture Research Center, Ministry of Agriculture, for her sincere supervision and valuable guidance during this work in addition to her continuous advice, support and encouragement.*

## CONTENTS

|   |           |
|---|-----------|
| <b>INTRODUCTION .....</b>   | <b>1</b>  |
| <b>MATERIALS AND METHODS .....</b>  | <b>12</b> |
| Collection of milk, cheese and feed stuff samples .....                       | 12        |
| Preparation of formaldehyde doses .....                                       | 12        |
| Experimental animals .....  | 13        |
| <b>Analytical Procedures .....</b>  | <b>14</b> |
| <b>I. Determination of formaldehyde in milk, cheese and feed stuffs .....</b> | <b>14</b> |
| <b>II. Hematological Parameters .....</b>                                     | <b>15</b> |
| II.1. Enumeration of erythrocytes .....                                       | 15        |
| II.2. Determination of hematocrit .....                                       | 16        |
| II.3. Determination of hemoglobin content.....                                | 16        |
| II.4. Calculation of MCV, MCH and MCHC .....                                  | 17        |
| II.5. Enumeration of leukocytes .....   | 18        |
| II.5.1. Total leukocyte count .....   | 18        |
| II.5. 2. Differential leukocyte counts .....                                  | 18        |
| <b>III. Biochemical Parameters .....</b>                                      | <b>19</b> |
| III.1. Determination of serum glucose concentration .....                     | 19        |
| III.2. Determination of liver glycogen content.....                           | 19        |
| III.3. Determination of serum total lipid concentration.....                  | 21        |
| III.4. Determination of serum cholesterol concentration.....                  | 21        |
| III.5. Determination of serum triglyceride concentration.....                 | 22        |
| III.6. Determination of serum phospholipid concentration.....                 | 23        |
| III.7. Determination of serum total protein concentration.....                | 24        |
| III.8. Determination of serum albumin concentration.....                      | 24        |
| III.9. Determination of serum globulin concentration.....                     | 25        |
| III.10. Determination of serum urea concentration .....                       | 25        |
| III.11. Determination of serum uric acid concentration.....                   | 26        |
| III.12. Determination of serum creatinine concentration .....                 | 27        |
| III.13.Determination of serum bilirubin (total, direct and indirect)          | 27        |
| III.14. Enzyme Assay .....  | 29        |
| III.14.1. Determination of serum aspartate aminotransferase .....             | 29        |
| III.14.2. Determination of serum alanine aminotransferase.....                | 29        |

|                                       |            |
|---------------------------------------|------------|
| <b>IV. Statistical Analysis .....</b> | <b>30</b>  |
| <b>RESULTS .....</b>                  | <b>31</b>  |
| I. Survey Study .....                 | 31         |
| II. Hematological Parameters.....     | 43         |
| III. Biochemical Parameters .....     | 86         |
| <b>DISCUSSION .....</b>               | <b>150</b> |
| I. Survey Study .....                 | 150        |
| II. Hematological Study .....         | 152        |
| III. Biochemical Study .....          | 157        |
| <b>SUMMARY .....</b>                  | <b>173</b> |
| <b>REFERENCES .....</b>               | <b>180</b> |
| <b>ARABIC SUMMARY.</b>                |            |

## LIST OF TABLES

| Table No. | Title  | Page No. |
|-----------|--|----------|
| (1)       | Formaldehyde concentration (ppm) in raw milk samples collected from private farms in different Egyptian Governorates throughout different months of the year.          | 32       |
| (2)       | Formaldehyde concentration (ppm) in raw milk samples collected from some Egyptian companies throughout different months of the year.                                   | 35       |
| (3)       | Formaldehyde concentration (ppm) in raw milk samples collected from some milk peddlers and dairy shops throughout different months of the years, 1995, 1996 and 1997.  | 37       |
| (4)       | Formaldehyde concentration (ppm) in soft cheese samples collected from the local market throughout different months of the years, 1995, 1996 and 1997.                 | 40       |
| (5)       | Formaldehyde concentration in imported powder milk (ppm) animal feeding staff (g/kg), and milk samples (ppm) collected from cows fed formaldehyde-treated feeds.       | 42       |
| (6)       | Effect of daily administration (for five weeks) of formaldehyde at two preservative dosage levels on red cell count ( $\times 10^6/\mu\text{l}$ ) of male albino rats. | 44       |
| (7)       | Analysis of variance in red cell count of male albino rats as influenced by daily administration of formaldehyde (for five weeks) at two preservative dose levels.     | 46       |
| (8)       | Effect of daily administration (for five weeks) of formaldehyde at two preservative dosage levels on packed cell volume (%) of male albino rats.                       | 47       |
| (9)       | Analysis of variance in packed cell volume of male albino rats as influenced by daily administration of  |          |

|      |   |    |
|------|---|----|
|      | formaldehyde (for five weeks) at two preservative dose levels.  | 50 |
| (10) | Effect of daily administration (for five weeks) of formaldehyde at two preservative dosage levels on hemoglobin content (g/dl) of male albino rats.   | 51 |
| (11) | Analysis of variance in hemoglobin content of male albino rats as influenced by daily administration of formaldehyde (for five weeks) at two preservative dose levels.                        | 53 |
| (12) | Effect of daily administration (for five weeks) of formaldehyde at two preservative dosage levels on mean corpuscular volume (fl) of male albino rats.  | 55 |
| (13) | Analysis of variance in mean corpuscular volume of male albino rats as influenced by daily administration of formaldehyde (for five weeks) at two preservative dose levels.                   | 57 |
| (14) | Effect of daily administration (for five weeks) of formaldehyde at two preservative dosage levels on mean corpuscular hemoglobin (pg) of male albino rats.                                    | 58 |
| (15) | Analysis of variance in mean corpuscular hemoglobin of male albino rats as influenced by daily administration of formaldehyde (for five weeks) at two preservative dose levels.               | 60 |
| (16) | Effect of daily administration (for five weeks) of formaldehyde at two preservative dosage levels on mean corpuscular hemoglobin concentration (g/dl red cells of male albino rats.           | 62 |
| (17) | Analysis of variance in mean corpuscular hemoglobin concentration of male albino rats as influenced by daily administration of formaldehyde (for five weeks) at two preservative dose levels. | 64 |
| (18) | Effect of daily administration (for five weeks) of  |    |

|      |   |    |
|------|---|----|
|      | formaldehyde at two preservative dosage levels on total leukocyte count ( $\times 10^3/\mu\text{l}$ ) of male albino rats.  | 65 |
| (19) | Analysis of variance in total leukocyte count of male albino rats as influenced by daily administration of formaldehyde (for five weeks) at two preservative dose levels.     | 67 |
| (20) | Effect of daily administration (for five weeks) of formaldehyde at two preservative dosage levels on neutrophil relative count (%) of male albino rats.                       | 69 |
| (21) | Analysis of variance in neutrophil relative count of male albino rats as influenced by daily administration of formaldehyde (for five weeks) at two preservative dose levels. | 71 |
| (22) | Effect of daily administration (for five weeks) of formaldehyde at two preservative dosage levels on eosinophil relative count (%) of male albino rats.                       | 72 |
| (23) | Analysis of variance in eosinophil relative count of male albino rats as influenced by daily administration of formaldehyde (for five weeks) at two preservative dose levels. | 75 |
| (24) | Effect of daily administration (for five weeks) of formaldehyde at two preservative dosage levels on lymphocyte relative count (%) of male albino rats.                       | 76 |
| (25) | Analysis of variance in lymphocyte relative count of male albino rats as influenced by daily administration of formaldehyde (for five weeks) at two preservative dose levels. | 78 |
| (26) | Effect of daily administration (for five weeks) of formaldehyde at two preservative dosage levels on monocyte relative count (%) of male albino rats.                         | 79 |
| (27) | Analysis of variance in monocyte relative count of male albino rats as influenced by daily administration of formaldehyde (for five weeks) at two preservative                |    |