


# بِسْمِ اللّٰهِ الرَّحْمٰنِ الرَّحِیْمِ





# شبكة المعلومات الجامعية التوثيق الالكتروني والميكروفيلم



# جامعة عين شمس

التوثيق الإلكتروني والميكروفيلم


## قسم

نقسم بالله العظيم أن المادة التي تم توثيقها وتسجيلها  
علي هذه الأقراص المدمجة قد أعدت دون أية تغييرات




## يجب أن

تحفظ هذه الأقراص المدمجة بعيدا عن الغبار






# بعض الوثائق الأصلية تالفة





# بالرسالة صفحات لم ترد بالأصل





# **Maternal and Perinatal Effects of Ramadan Fasting during Pregnancy A Systematic Review and Meta-Analysis**

*A Systematic Review and Meta-Analysis*

*Submitted as Partial Fulfillment of Master Degree in  
Obstetrics and Gynecology*

*Submitted by*  
**Shaimaa Ibrahim Mitwally**  
*(M.B.B.S)*

*Under Supervision of*  
**Prof. Dr. Ahmed Hamdy Naguib**  
*Professor of Obstetrics and Gynecology  
Faculty of Medicine - Ain Shams University*

**Dr. Mohammed Ahmed Faris**  
*Lecturer of Obstetrics and Gynecology  
Faculty of Medicine - Ain Shams University*

**Dr. Mohammed Mahmoud Samy**  
*Lecturer of Obstetrics and Gynecology  
Faculty of Medicine - Ain Shams University*

*Faculty of Medicine  
Ain Shams University  
Cairo, Egypt  
2020*

بِسْمِ اللَّهِ الرَّحْمَنِ الرَّحِيمِ

قَالَ لَوْلَا

لَسَبَّحْتَ بِكَ يَا مُعَلِّمَ لَنَا  
إِلَّا مَا مُعَلِّمْتَنَا إِنَّكَ أَنْتَ  
الْعَلِيمُ الْعَظِيمُ

صدقة الله العظيم

سورة البقرة الآية: ٣٢

# Acknowledgment

*First and foremost, I feel always indebted to **ALLAH**,  
the Most Kind and Most Merciful.*

*I'd like to express my respectful thanks and profound gratitude to **Prof. Dr. Ahmed Hamdy Maguib**, Professor of Obstetrics and Gynecology Faculty of Medicine - Ain Shams University for his keen guidance, kind supervision, valuable advice and continuous encouragement, which made possible the completion of this work.*

*I am also delighted to express my deepest gratitude and thanks to **Dr. Mohammed Ahmed Faris**, Lecturer of Obstetrics and Gynecology Faculty of Medicine - Ain Shams University, for his kind care, continuous supervision, valuable instructions, constant help and great assistance throughout this work.*

*I am deeply thankful to **Dr. Mohammed Mahmoud Samy**, Lecturer of Obstetrics and Gynecology Faculty of Medicine - Ain Shams University, for his great help, active participation and guidance.*

*Shaimaa Ibrahim Mitwally*



# *List of Contents*

Title	Page No.
List of Tables .....	i
List of Figures .....	iv
List of Abbreviations.....	viii
Introduction .....	1
Aim of the Work.....	5
Review of Literature	
▪ The Benefits of Fasting During Ramadan.....	6
▪ Possible Adverse Effects of Fasting.....	20
Systematic Review and Meta-Analysis .....	26
Results .....	28
Discussion .....	99
Strengths and Limitations .....	115
Summary .....	116
Conclusion .....	122
References .....	123
Arabic Summary .....	—

# *List of Tables*

Table No.	Title	Page No.
<b>Table (1):</b>	Metabolic Health Benefits of Islamic Fasting. ....	10
<b>Table (2):</b>	Other Health Benefits of Islamic Fasting. ....	11
<b>Table (3):</b>	Characteristics of the included studies. ....	29
<b>Table (4):</b>	Metaanalysis for maternal weight gain in the first trimester. ....	32
<b>Table (5):</b>	Metaanalysis for maternal weight gain in the second trimester with/without fasting. ....	33
<b>Table (6):</b>	Metaanalysis for maternal weight gain in the third trimester. ....	35
<b>Table (7):</b>	Metaanalysis for Normal Vaginal Delivery in the first trimester. ....	37
<b>Table (8):</b>	Metaanalysis for Normal Vaginal Delivery in the second trimester. ....	38
<b>Table (9):</b>	Metaanalysis for Normal Vaginal Delivery in the third trimestere. ....	39
<b>Table (10):</b>	Metaanalysis for unbearable weakness and fatigability in the third trimestere. ....	41
<b>Table (11):</b>	Metaanalysis for Ketonuria/ketonemia in the second trimestere. ....	42
<b>Table (12):</b>	Metaanalysis for Ketonuria/ketonemia In the third trimester. ....	44
<b>Table (13):</b>	Metaanalysis for the second trimester serum insulin level. ....	45
<b>Table (14):</b>	Metaanalysis for fasting blood glucose level in the second trimester. ....	46
<b>Table (15):</b>	Metaanalysis for fasting blood glucose level in the third trimester. ....	48
<b>Table (16):</b>	Metaanalysis for hypoglycemia. ....	50

## *List of Tables Cont...*

Table No.	Title	Page No.
<b>Table (17):</b>	Metaalanlysis for serum creatinine in the third trimester.....	50
<b>Table (18):</b>	Metaalanlysis for Fetal BPD (mm)in the first trimester. ....	51
<b>Table (19):</b>	Metaalanlysis for Fetal BPD (mm) in the second trimester.....	52
<b>Table (20):</b>	Metaalanlysis for Fetal BPD (mm) in the third trimester.....	54
<b>Table (21):</b>	Metaalanlysis for Fetal FL (mm) in the second trimester.....	56
<b>Table (22):</b>	Metaalanlysis for Fetal FL (mm) in the third trimester. ....	58
<b>Table (23):</b>	Metaalanlysis for Fetal AC (mm) in the second trimester.....	60
<b>Table (24):</b>	Metaalanlysis for Fetal AC (mm) in the third trimester. ....	61
<b>Table (25):</b>	Metaalanlysis for Umbilical artery Doppler S/D in the third trimester.....	63
<b>Table (26):</b>	Metaalanlysis for Umbilical artery Doppler RI in the third trimester. ....	65
<b>Table (27):</b>	Metaalanlysis for Middle cerebral artery Doppler S/D in the third trimester. ....	67
<b>Table (28):</b>	Metaalanlysis for Middle cerebral artery Doppler RI in the third trimester. ....	69
<b>Table (29):</b>	Metaalanlysis for Amniotic fluid volume in the second trimester.....	70
<b>Table (30):</b>	Metaalanlysis for Amniotic fluid volume (cm) in the third trimester.....	72
<b>Table (31):</b>	Metaalanlysis for Gestational age at delivery (week) in the second trimester.....	74

## *List of Tables Cont...*

<b>Table No.</b>	<b>Title</b>	<b>Page No.</b>
<b>Table (32):</b>	Metaalanlysis for Gestational age at delivery (week) in the third trimester.....	75
<b>Table (33):</b>	Metaalanlysis for Birth weight (gm) in the first trimester .....	77
<b>Table (34):</b>	Metaalanlysis for Birth weight in the second trimester. ....	79
<b>Table (35):</b>	Metaalanlysis for Birth weight in the third trimester. ....	81
<b>Table (36):</b>	Metaalanlysis for Birth height (CM) in the first trimester. ....	84
<b>Table (37):</b>	Metaalanlysis for Birth height (CM) in the second trimester.....	86
<b>Table (38):</b>	Metaalanlysis for Birth height (CM) in the third trimester.....	88
<b>Table (39):</b>	Metaalanlysis for neonatal head circumference (CM) in the first trimester. ....	90
<b>Table (40):</b>	Metaalanlysis for neonatal Head (CM) circumference in the second trimester.....	92
<b>Table (41):</b>	Metaalanlysis for neonatal head (CM) circumference in the third trimester.....	94
<b>Table (42):</b>	Metaalanlysis for NICU admission in the first trimestere. ....	96
<b>Table (43):</b>	Metaalanlysis for NICU admission in the third trimester.....	97

## *List of Figures*

Fig. No.	Title	Page No.
<b>Figure (1):</b>	PRISMA diagram of included studies. Flow chart showing study selection. ....	28
<b>Figure (2):</b>	Forest plot for maternal weight gain in the second trimester. ....	34
<b>Figure (2):</b>	Funnel plot for maternal weight gain in the second trimester .....	34
<b>Figure (3):</b>	Forest plot for maternal weight gain in the third trimester. ....	36
<b>Figure (3):</b>	Funnel plot for maternal weight gain in the third trimester .....	46
<b>Figure (4):</b>	Forest plot for Normal Vaginal Delivery in the third trimester.....	40
<b>Figure (4):</b>	Funnel plot for Normal Vaginal Delivery in the third trimestere .....	40
<b>Figure (5):</b>	Forest plot for Ketonuria/ketonemiain the second trimester. ....	43
<b>Figure (5):</b>	Funnel plot for Ketonuria/ketonemiain the second trimester .....	43
<b>Figure (6):</b>	Forest plot for maternal fasting blood glucose level in the second trimester. ....	47
<b>Figure (6):</b>	Funnel plot for maternal fasting blood glucose level in the second trimester .....	47
<b>Figure (7):</b>	Forest plot for maternal fasting blood glucose level in the third trimester. ....	49
<b>Figure (7):</b>	Funnel plot for maternal fasting blood glucose level in the third trimester .....	49
<b>Figure (8):</b>	Forest plot for Fetal BPD (mm) in the second trimester.....	53
<b>Figure (8):</b>	Funnel plot for maternal Fetal BPD (mm) in the second trimester .....	53

## *List of Figures Cont...*

Fig. No.	Title	Page No.
<b>Figure (9):</b>	Forest plot for Fetal BPD (mm) in the third trimester.....	55
<b>Figure (9):</b>	Funnel plot for maternal Fetal BPD (mm) in the third trimester.....	55
<b>Figure (10):</b>	Forest plot for Fetal FL (mm) in the second trimester.....	57
<b>Figure (10):</b>	Funnel plot for maternal Fetal FL (mm) in the second trimester .....	57
<b>Figure (11):</b>	Forest plot for Fetal FL (mm) in the third trimester.....	59
<b>Figure (11):</b>	Funnel plot for maternal Fetal FL (mm) in the third trimester.....	59
<b>Figure (12):</b>	Forest plot for Fetal AC (mm) in the third trimester.....	62
<b>Figure (12):</b>	Funnel plot for Fetal AC (mm) in the third trimester .....	62
<b>Figure (13):</b>	Forest plot for Umbilical artery Doppler S/D in the third trimester.....	64
<b>Figure (13):</b>	Funnel plot for Umbilical artery Doppler S/D in the third trimester.....	64
<b>Figure (14):</b>	Forest plot for Umbilical artery Doppler RI in the third trimester.....	66
<b>Figure (14):</b>	Funnel plot for Umbilical artery Doppler RI in the third trimester.....	66
<b>Figure (15):</b>	Forest plot for Middle cerebral artery Doppler S/D in the third trimester.....	68
<b>Figure (15):</b>	Funnel plot for Middle cerebral artery Doppler S/D in the third trimester.....	68
<b>Figure (16):</b>	Forest plot for Amniotic fluid volume in the second trimester. ....	71

## *List of Figures Cont...*

Fig. No.	Title	Page No.
<b>Figure (16):</b>	Funnel plot for Amniotic fluid volume in the second trimester .....	71
<b>Figure (17):</b>	Forest plot for Amniotic fluid volume in the third trimester. ....	73
<b>Figure (17):</b>	Funnel plot for Amniotic fluid volume in the third trimester .....	73
<b>Figure (18):</b>	Forest plot for Gestational age at delivery in the third trimester.....	76
<b>Figure (18):</b>	Funnel plot for Gestational age at delivery in the third trimester .....	76
<b>Figure (19):</b>	Forest plot for Birth weight in the first trimester.....	78
<b>Figure (19):</b>	Funnel plot for Birth weight in the first trimester.....	78
<b>Figure (20):</b>	Forest plot for Birth weight in the second trimester.....	80
<b>Figure (20):</b>	Funnel plot for Birth weight in the second trimester.....	80
<b>Figure (21):</b>	Forest plot for Birth weight in the third trimester.....	83
<b>Figure (21):</b>	Funnel plot for Birth weight in the third trimester.....	83
<b>Figure (22):</b>	Forest plot for Birth height in the first trimester.....	85
<b>Figure (23):</b>	Forest plot for Birth height in second trimester.....	87
<b>Figure (23):</b>	Funnel plot for Birth height in the second trimester.....	87
<b>Figure (24):</b>	Forest plot for height in the third trimester.....	89