


hossam maghraby



شبكة المعلومات الجامعية

بسم الله الرحمن الرحيم




hossam maghraby



شبكة المعلومات الجامعية



شبكة المعلومات الجامعية التوثيق الالكتروني والميكروفيلم



hossam maghraby



شبكة المعلومات الجامعية

جامعة عين شمس

التوثيق الإلكتروني والميكروفيلم

قسم

نقسم بالله العظيم أن المادة التي تم توثيقها وتسجيلها
علي هذه الأقراص المدمجة قد أعدت دون أية تغيرات



يجب أن

تحفظ هذه الأقراص المدمجة بعيدا عن الغبار



hossam maghraby



شبكة المعلومات الجامعية



بعض الوثائق الأصلية تالفة




hossam maghraby



شبكة المعلومات الجامعية



**بالرسالة صفحات
لم ترد بالأصل**



Hepatitis C Infection Among Schistosomal and Non-Schistosomal School Children in Shobrakheet, Beheira Governorate

B 17789

Thesis

*Submitted to The High Institute of Public Health
in Partial Fulfillment of the Requirements for the*

Degree of Master of Public Health

(Tropical Health)

By

Mohamed El-Azizi Gemeay

M.B.Ch.B Alex. University 1988

D.P.H. (Epidemiology), H.I.P.H, Alex. University, 1996

D.P.H. (Tropical Health), H.I.P.H, Alex. University, 1997

High Institute of Public Health


Alexandria University

2001

Supervisors


Prof. Dr. Amira Mahmoud Kotkat

Professor of Tropical Health
High Institute of Public Health
Alexandria University




Prof. Dr. Azza Galal Farghaly

Professor of Tropical Health
High Institute of Public Health
Alexandria University



Dr. Hanan Zakaria Shatat

Lecturer of Tropical Health
High Institute of Public Health
Alexandria University



grateful I am for her collaboration and supervision.

CONTENTS

<i>Chapter</i>	<i>Page</i>
1- Introduction	1
- Specification of the hepatitis viruses	1
- Hepatitis C virus infection	3
- HCV genotypes and classification systems	3
- Modes of transmission of HCV infections	7
- Epidemiologic determinants of HCV infection	15
- HCV in children	18
- Relation of HCV to <i>Schistosoma mansoni</i>	20
- Clinical pictures of HCV infection	21
- Sequelae of HCV infection	22
- Sequelae of HCV infection in childhood	23
- Diagnosis of HCV infection	24
- Methods of control of HCV infection	25
2- Aim of the work	27
3- Subjects and Methods	28
- Study design	28
- Study procedures	28
- Laboratory investigations	30
- Statistical analysis	34

4- Results 35

- The anti-HCV seropositivity using ELISA and RIBA tests 35
- The anti-HCV seropositivity using ELISA test only 37
- The anti-HCV seropositivity using both tests among schistosomal and non schistosomal school children 37
- ALT abnormalities and anti-HCV seropositivity 41
- ALT abnormalities and anti-HCV seropositivity by schistosomal infection 41
- Anti-HCV seropositivity by age and sex 45
- Anti-HCV seropositivity by age and sex among both schistosomal and non schistosomal groups 45
- Anti-HCV seropositivity by social class 50
- Anti-HCV seropositivity according to past history of schistosomal infection 50
- Anti-HCV seropositivity according to past history of hospitalization. 56
- Anti-HCV seropositivity according to past history of repeated injections 59
- Anti-HCV seropositivity according to past history of operations 59
- Anti-HCV seropositivity according to past history of blood transfusion and female circumcision 64

- Anti-HCV seropositivity according to past history of jaundice and contact with jaundiced patients	69
5- Discussion	75
- Risk factors associated with HCV infection among the studied school children	82
- Other hepatitis risk factors	85
6- Summary	93
7- Conclusion	97
8- Recommendations	98
9- References	100

Arabic summary

List of Abbreviations

ALT	: Alanine transaminase
ELISA	: Enzyme-linked Immunosorbent Assay
HAV	: Hepatitis A virus
HBV	: Hepatitis B virus
HCV	: Hepatitis C virus
HDV	: Hepatitis D virus
HEV	: Hepatitis E virus
HGV	: Hepatitis G virus
HIV	: Human immune deficiency virus
IVD	: Intravenous drug users
NANBH	: Non-A, non-B hepatitis
NANBPTH	: Non-A, Non-B post transfusion hepatitis
PCR	: Polymerase chain reaction
RIBA	: Recombinant immunoblot assay
USA	: United states of America

List of Tables

Table	Page
(I) Specification of the hepatitis viruses	2
(II) Geographical distribution of HCV genotypes	6
(III) Represent the results of nine studies conducted by Hibbs et al	17
(IV) Anti-HCV seropositivity among studied school children using ELISA and RIBA confirmatory tests	36
(V) Anti-HCV seropositivity among schistosomal and non schistosomal school children using ELISA test	38
(VI) Anti-HCV seropositivity among schistosomal and non schistosomal school children using both ELISA and RIBA tests	40
(VII) ALT abnormalities and anti HCV seropositivity among studied school children	42
(VIII) ALT abnormalities and anti-HCV seropositivity by schistosomal infection among the studied school children	44
(IX) Anti-HCV seropositivity among the studied school children by age and sex	46
(X) Anti-HCV seropositivity among studied school children by schistosomal infection, age and sex	49
(XI) Anti-HCV seropositivity among the studied school children by social class	51
(XII) Anti-HCV seropositivity among the studied school children by social class and schistosomal infection	53
(XIII) Anti-HCV seropositivity among the studied school children according to past history of schistosomal infection	54

(XIV)	Anti-HCV seropositivity among the studied school children according to past history of hospitalization	57
(XV)	Anti-HCV seropositivity among the studied school children according to past history of repeated injections	60
(XVI)	Anti-HCV seropositivity among the studied school children according to past history of operations	62
(XVII)	Anti-HCV seropositivity among the studied school children according to past history of blood transfusion	65
(XVIII)	Anti-HCV seropositivity among female school children according to past history of circumcisions	67
(XIX)	Anti-HCV seropositivity among the studied school children according to past history of jaundice	70
(XX)	Anti-HCV seropositivity among the studied school children according to past history of contact with jaundiced patients	71
(XXI)	Anti-HCV seropositivity among the studied school children according to their family history of HCV infection	72
(XXII)	Attributable fraction of different risk factors associated with anti-HCV seropositivity among the studied school children	74

List of Figures

Figure	Page
(1) Genomic organization of HCV virus	4
(2) Anti-HCV seropositivity among schistosomal and non schistosomal school children using ELISA test	39
(3) ALT abnormalities and anti-HCV seropositivity among studied school children	43
(4) Anti-HCV seropositivity among the studied school children by age	47
(5) Anti-HCV seropositivity among the studied school children by sex	48
(6) Anti-HCV seropositivity among the studied school children by social class	52
(7) Anti-HCV seropositivity among the studied school children according to past history of schistosomal infection	55
(8) Anti-HCV seropositivity among the studied school children according to past history of hospitalization	58
(9) Anti-HCV seropositivity among the studied school children according to past history of repeated injections	61
(10) Anti-HCV seropositivity among the studied school children according to past history of operations	63
(11) Anti-HCV seropositivity among the studied school children according to past history of blood transfusion	66
(12) Anti-HCV seropositivity among female school children according to past history of circumcision	68
(13) Anti-HCV seropositivity among the studied school children according to their family history of HCV infection	73

List of Errata

Page	Wrong	Correction
1	Hepatotrophic	Hepatotropic
5	Ref 50,51	Hong Kong ^{50,51}
28	This	These
75	Shobrakeet	Shobrakheet
76	RIBA-2	RIBA-3
94	RIBA-2	RIBA-3